

COLLECTION OF STATISTICAL DATA
FOR
CONFERENCES AND INCENTIVES
conducted for the
CYPRUS TOURISM ORGANIZATION
(January - December 2009)

April, 2010



TABLE OF CONTENTS

A. METHODOLOGY	2
B. INTRODUCTION	4
C. EXECUTIVE SUMMARY	6
D. ANALYSIS OF FINDINGS	8
1. ANALYSIS OF RESPONDENTS/ PARTICIPANTS IN THE PROJECT.....	9
2. CITY THAT CONFERENCES AND INCENTIVES TOOK PLACE	10
3. COVERAGE OF CONFERENCES AND INCENTIVES	13
4. TYPE OF CONFERENCES AND INCENTIVES	16
5. TOTAL NUMBER OF PARTICIPANTS.....	20
6. MONTH THAT CONFERENCES AND INCENTIVES TOOK PLACE	23
7. AVERAGE NUMBER OF PARTICIPANTS.....	28
8. AVERAGE NUMBER OF DAYS PARTICIPANTS STAYED IN CYPRUS.....	29
9. ACCOMMODATION TYPE	30
10. FINANCIAL ESTIMATES.....	31
11. ANALYTICAL TABLES	32
D. QUESTIONNAIRE	69

A. METHODOLOGY



METHODOLOGY

<i>Company</i>	<i>CMR Cypronetwork</i> , partner of GfK Custom Research Worldwide, member of Cypronetwork Consultancy Group, SEDEAK and ESOMAR
<i>Commissioned by</i>	<i>CYPRUS TOURISM ORGANIZATION</i>
<i>Period which the data cover</i>	The data were collected between July and December 2009, but cover all months of 2009, i.e January - December
<i>Respondents</i>	Organizations such as hotels, travel agents, conference organizers, conference venues, governmental and semi governmental organizations, education and financial institutions
<i>Data Collection Method</i>	Data were collected via email, fax and over the phone. Systematic and intensive follow-up was carried out during this period in order to ensure that the data were sent through by the key players as well as other organizations and institutions.

B. INTRODUCTION



INTRODUCTION

Taking into consideration the rapid growth of Conferences and Incentives Tourism, the Cyprus Tourism Organization has set the market in question as one of the main target markets in its Strategic Plan for 2003-2010. In achieving the specific aim an action plan has been devised for the development of Conferences and Incentives Tourism.

Conferences and Incentives Tourism is considered to be a highly competitive sector among tourism destinations due to its development prospect and the fact that it appears as a solution to problems such as seasonality, expenditure and repeating tourism. It is therefore essential to estimate the market size for better evaluation of the current situation as well as for a better planning of future actions for the development and promotion of this segment by CTO.

To this end, CMR Cypronetwork has undertaken the task of systematic collection of statistical data on conferences and incentives tourism from all organizations directly involved with this target group during the period of one year (i.e. January – December 2009), according to the instructions and specifications set by CTO. This report is the Final Report submitted for the Project and refers to all months (i.e. January – December 2009) of the year.

C. *EXECUTIVE SUMMARY*

Executive Summary

- **Conferences** (of any type) were the leading category (76%) in the Conferences and Incentives Market in Cyprus during 2009.
- More than four out of ten events had **International** origin (43%), while 38% had **European** origin.
- Approximately one out of two European Conferences or Incentives and more than half of the International Conferences or Incentives **took place** in **Limassol** (48% and 51% respectively).
- Most Conferences and Incentives took place in **March** (15%), followed by **October** (13%) and **May** (12%).
- More than six out of ten of the **Incentives** (63%) took place in Limassol. Limassol also leads the way for **Association** conferences (40%), while most of **Governmental** conferences took place in Nicosia (48%).
- The average number of participants in each event in Cyprus is approximately **117**. **Association** conferences have on average **129** participants, **Corporate** conferences **99** participants, **Governmental conferences 157** participants and **Incentives 67** participants
- The average number of stay for Conferences or Incentives ranges to **4**
- Almost one out of seven (13%) conferences or incentives cost **up to €10000**. One out of five (20%) cost **€10001-€25000**, one out of seven (14%) cost **€25001 - €50000**, 43% cost **€50001 - €100000** and 10% of conferences or incentives cost **more than €100001**.
- UK (13), Russia (9) and Greece (7) have the largest contribution for holding events in Cyprus.

CRITERIA THAT CONFERENCES AND INCENTIVES MUST FULFILL:

- Conferences and Incentives must have at least 30% foreigner participants
- Participants must have at least one overnight
- The Conferences must have at least 50 participants
- The Incentives must have at least 20 participants

D. ANALYSIS OF FINDINGS

1. ANALYSIS OF RESPONDENTS IN THE PROJECT

One out of five participants who provided data for this project belong to the **Hotel industry** (20%), eighteen percent of the participants are **Science/Technology Associations**, 15% are **Universities/Schools**, 13% are **DMCs/ PCOs**. Other categories of respondents follow with lower percentages as it is presented below (**Government** (9%), **Medical Associations** (8%) and **Sports Associations** (6%)). Also, eleven percent belongs to another category (11%).

Graph 1

ANALYSIS OF RESPONDENTS IN THE PROJECT

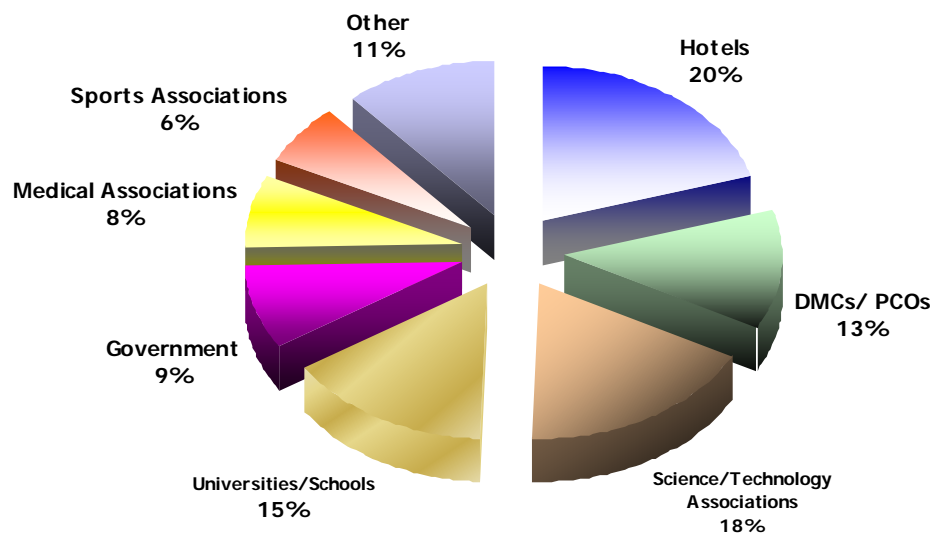


Table 1

TOTAL NUMBER OF RESPONDENTS IN THE PROJECT

HOTELS	16
DMCs/ PCOs	10
SCIENCE/TECHNOLOGICAL ASSOCIATIONS	14
SPORTS ASSOCIATIONS	5
GOVERNMENT	7
MEDICAL ASSOCIATIONS	6
UNIVERSITIES-SCHOOLS	12
OTHER	9
TOTAL	79

2. CITY THAT CONFERENCES AND INCENTIVES TOOK PLACE

According to the statistical data collected, **Limassol** is the city that is mostly preferred for **Conferences and Incentives tourism** (45%). Twenty-two percent of the events take place in **Nicosia** (22%), followed by **Paphos**, **Larnaca**, and **Famagusta** with 16%, 13% and 3% respectively.

Graph 2
ALLOCATION OF CONFERENCES AND INCENTIVES PER CITY

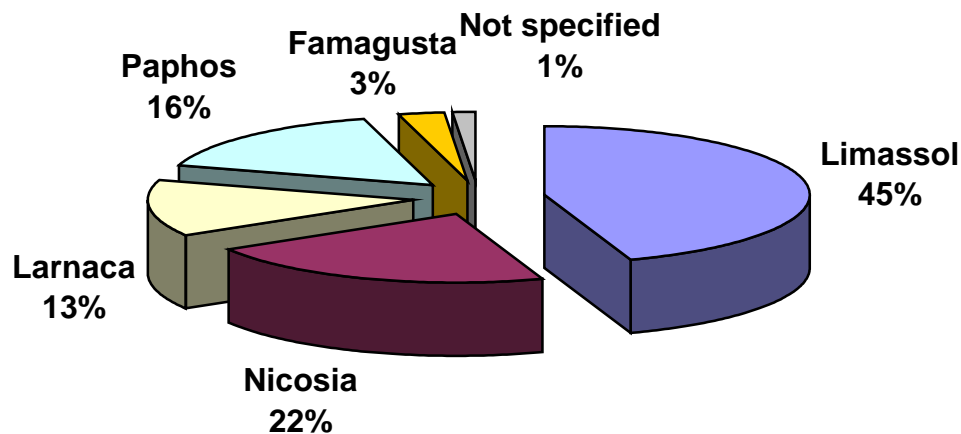
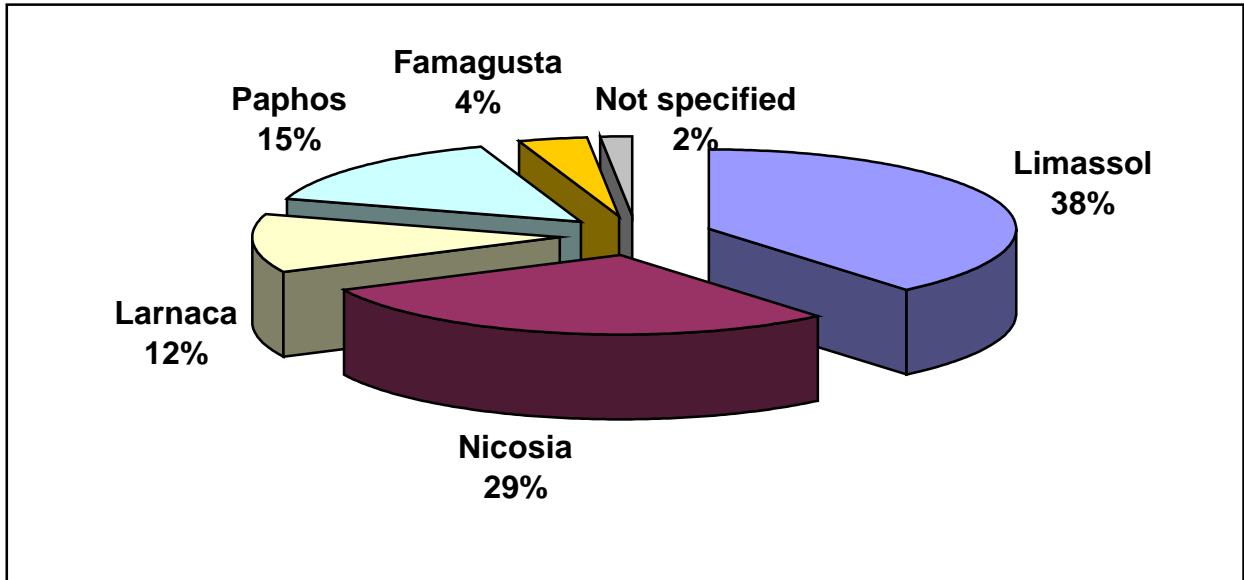


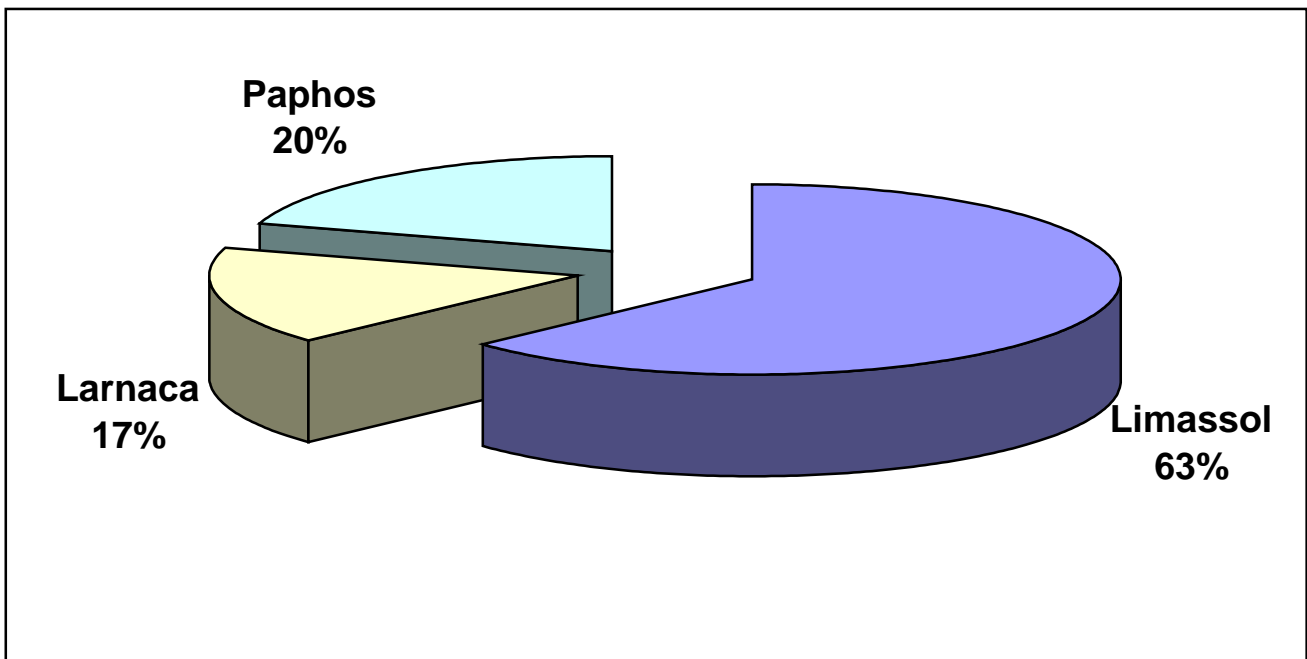
Table 2
ALLOCATION OF CONFERENCES AND INCENTIVES PER CITY
(ACTUAL FIGURES)

	TOTAL	CONFERENCES	INCENTIVES
Limassol	99	65	34
Nicosia	48	48	0
Larnaca	29	20	9
Paphos	36	25	11
Famagusta	6	6	0
Not Specified	3	3	0
TOTAL	221	167	54

Graph 3
ALLOCATION OF CONFERENCES PER CITY



Graph 4
ALLOCATION OF INCENTIVES PER CITY



Graph 5
ALLOCATION OF NUMBER OF PARTICIPANTS PER CITY

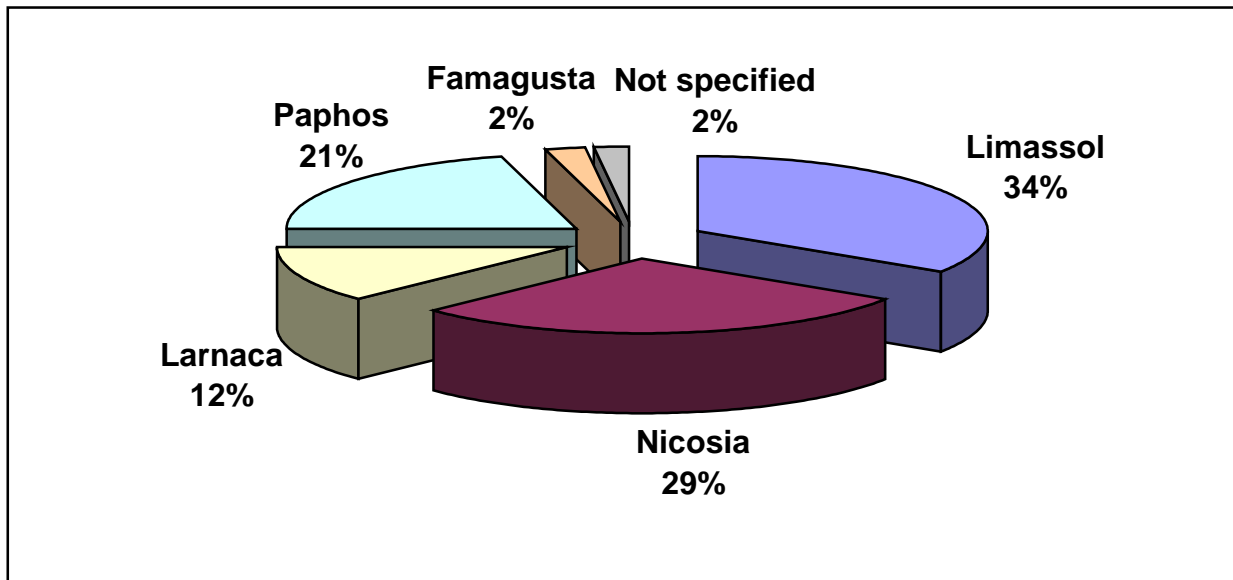


Table 3
ALLOCATION OF NUMBER OF PARTICIPANTS PER CITY
(ACTUAL FIGURES)

Limassol	7785
Nicosia	6586
Larnaca	2815
Paphos	4765
Famagusta	505
Not Specified	420
TOTAL	22876

3. COVERAGE OF CONFERENCES AND INCENTIVES

Almost two out of five events had a **European** coverage (38%), meaning that participants come from EU27 countries *only*, while forty-three percent of the events had **International** coverage (the participants to those events were from any country in the world other than EU27 plus any EU27 country).

Graph 6
COVERAGE OF CONFERENCES AND INCENTIVES

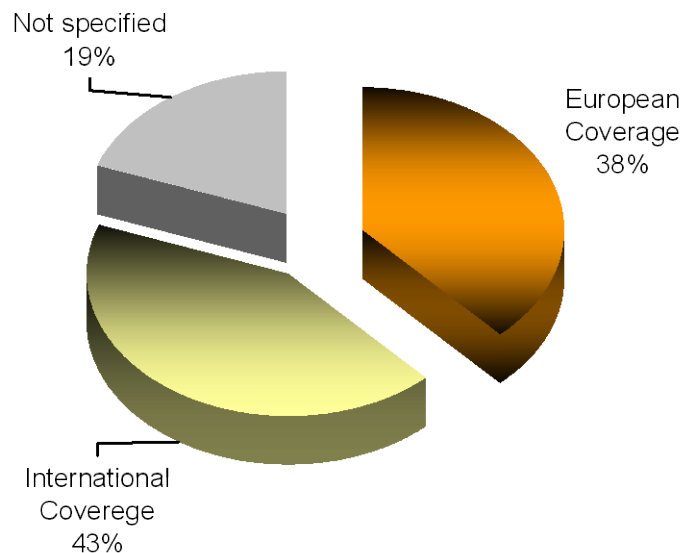


Table 4
COVERAGE OF CONFERENCES AND INCENTIVES –
(ACTUAL FIGURES)

European Conferences	84
International Conferences	94
Not Specified	43
TOTAL	221

Graph 7

EUROPEAN CONFERENCES AND INCENTIVES – ANALYSIS BY CITY

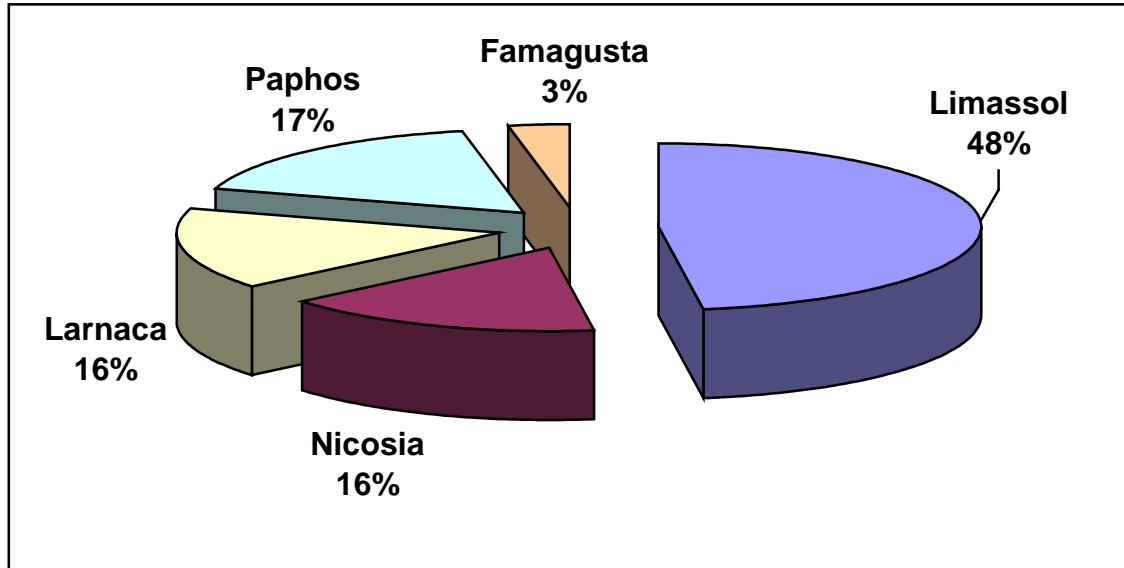


Table 5

**EUROPEAN CONFERENCES AND INCENTIVES – ANALYSIS BY CITY
(ACTUAL FIGURES)**

Limassol	45
Nicosia	15
Larnaca	15
Paphos	16
Famagusta	3
Not Specified	0
TOTAL	94

Graph 8
INTERNATIONAL CONFERENCES AND INCENTIVES – ANALYSIS BY CITY

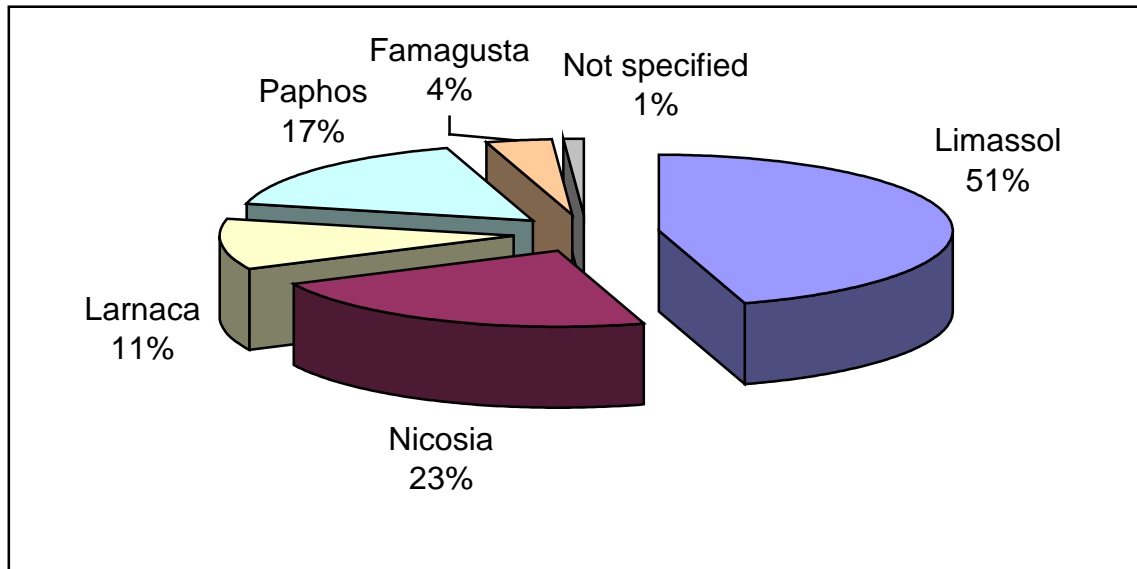


Table 6
INTERNATIONAL CONFERENCES AND INCENTIVES – ANALYSIS BY CITY
(ACTUAL FIGURES)

Limassol	38
Nicosia	19
Larnaca	9
Paphos	14
Famagusta	3
Not specified	1
TOTAL	84

4. TYPE OF CONFERENCES AND INCENTIVES

During 2009, **Governmental** conferences were the leading category in the Conferences and Incentives market in Cyprus (29%). **Incentives**, **Association** conferences and **Corporate** conferences follow with proportions 24%, 22% and 18% respectively.

Graph 9
TYPE OF CONFERENCES AND INCENTIVES

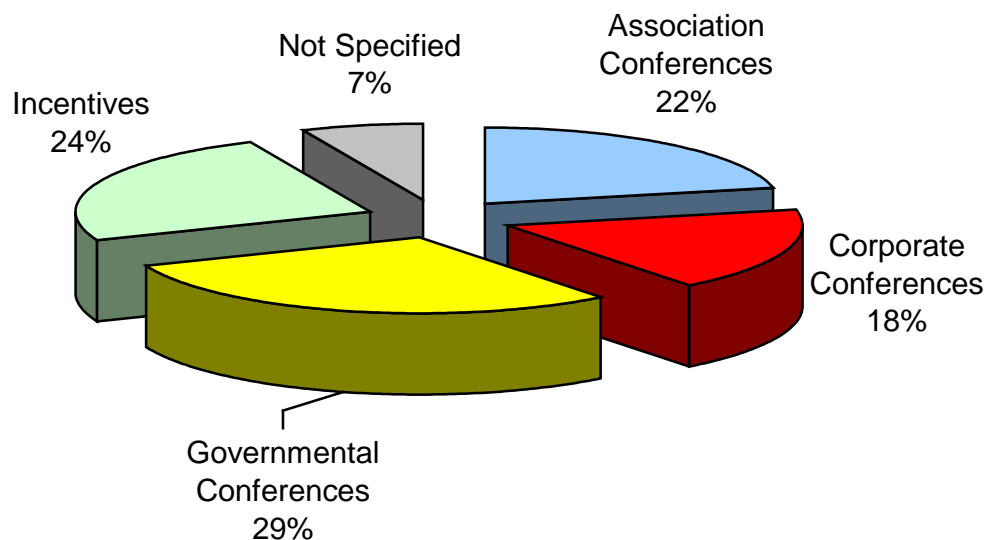


Table 7
TYPE OF CONFERENCES AND INCENTIVES
(ACTUAL FIGURES)

Association Conferences	48
Corporate Conferences	39
Governmental Conferences	65
Incentives	54
Not Specified	15
TOTAL	221

As far as the number of participants is concerned, **Governmental** conferences acquired the top place with proportion 45%. **Association** conferences and **Corporate** conferences follow with percentage 24% and 17% respectively, while **Incentives** has a percentage of 14%.

Graph 10
ALLOCATION OF NUMBER OF PARTICIPANTS PER CONFERENCES
AND INCENTIVES TYPE

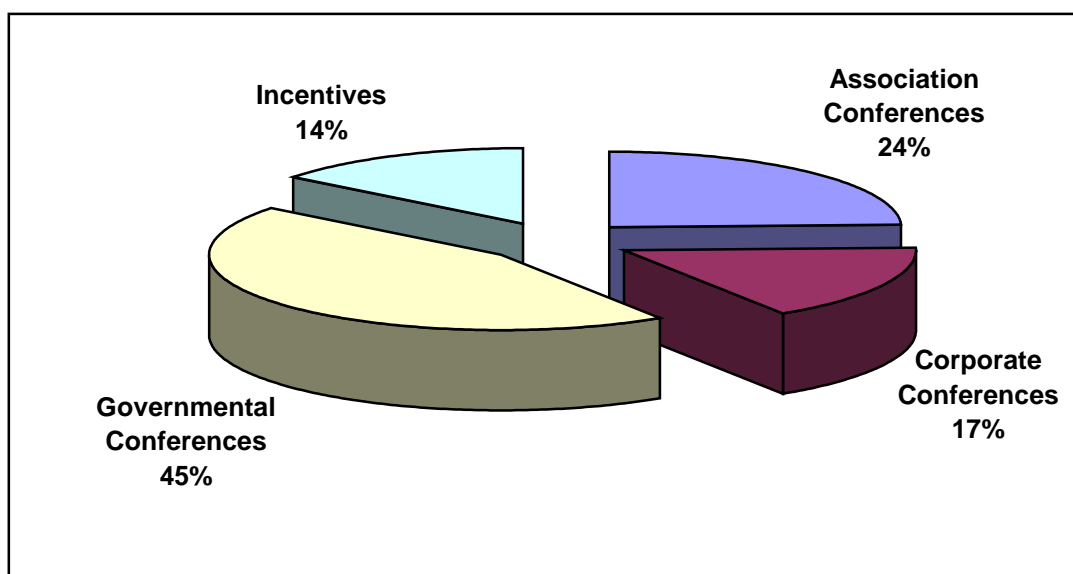


Table 8
ALLOCATION OF NUMBER OF PARTICIPANTS PER CONFERENCES
AND INCENTIVES TYPE
(ACTUAL FIGURES)

Association Conferences	5556
Corporate Conferences	3767
Governmental Conferences	10211
Incentives	3267
Not specified	75
TOTAL	22876

The following tables provide a summary analysis of the data for the four types of conferences and incentives covered in this project.

Table 9

	Association conferences	Corporate conferences	Governmental conferences	Incentives	Not Specified
	%	%	%	%	%
Allocation per city					
Limassol	40	49	26	63	67
Larnaca	13	15	9	17	13
Nicosia	27	10	48	0	0
Paphos	15	21	11	20	20
Famagusta	2	5	5	0	0
Not specified	4	0	2	0	0
Total	100	100	100	100	100
Allocation of participants per city					
Limassol	42	48	19	50	100
Larnaca	9	6	15	19	0
Nicosia	27	20	42	0	0
Paphos	13	24	21	31	0
Famagusta	4	2	2	0	0
Not specified	4	0	2	0	0
Total	100	100	100	100	100
Coverage					
European	50	51	46	35	7
International	40	38	31	56	0
Not Specified	10	10	23	9	93
Total	100	100	100	100	100

Table 10

	Limassol	Larnaca	Nicosia	Paphos	Famagusta
	%	%	%	%	%
Allocation per type					
Association conferences	19	21	27	19	17
Corporate conferences	19	21	8	22	33
Governmental conferences	17	21	65	19	50
Incentives	34	31	0	31	0
Not specified	10	7	0	8	0
Total	100	100	100	100	100
Allocation of participants per type					
Association conferences	30	17	23	16	44
Corporate conferences	23	8	11	19	15
Governmental conferences	25	53	66	44	41
Incentives	21	23	0	21	0
Not specified	1	0	0	0	0
Total	100	100	100	100	100

5. TOTAL NUMBER OF PARTICIPANTS

One third of the events which took place in Cyprus during 2009 had **up to 50 participants** (32%) and one fourth of the events had **51-100** participants (25%). Also, 22% of the events had **101-250** participants and 10% of the events had **251+** participants.

Graph 11
TOTAL NUMBER OF PARTICIPANTS

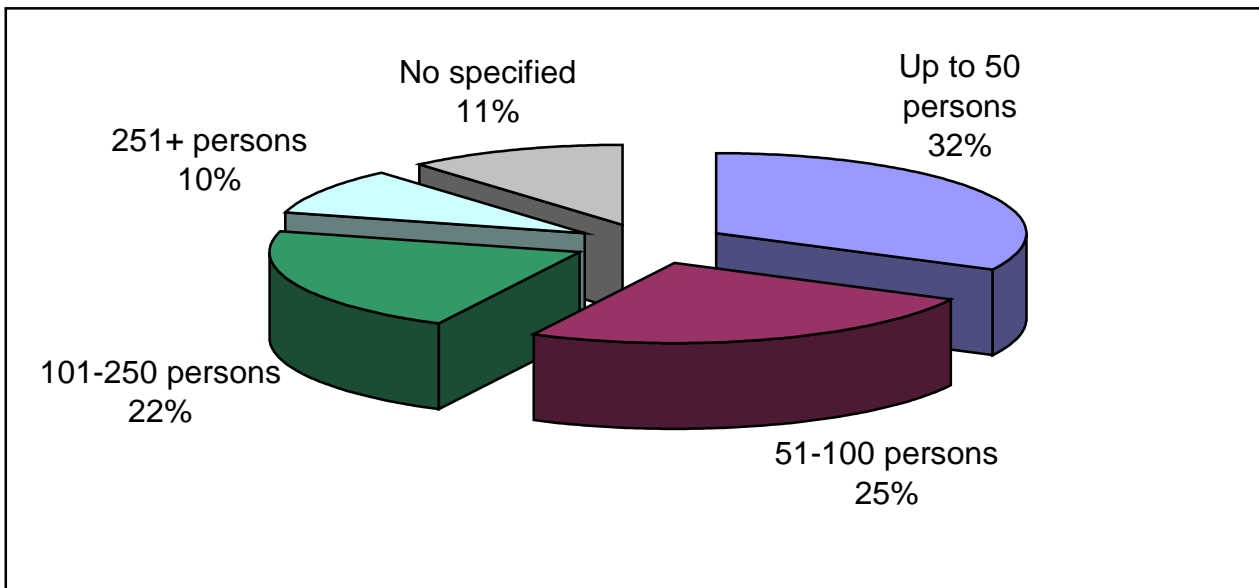
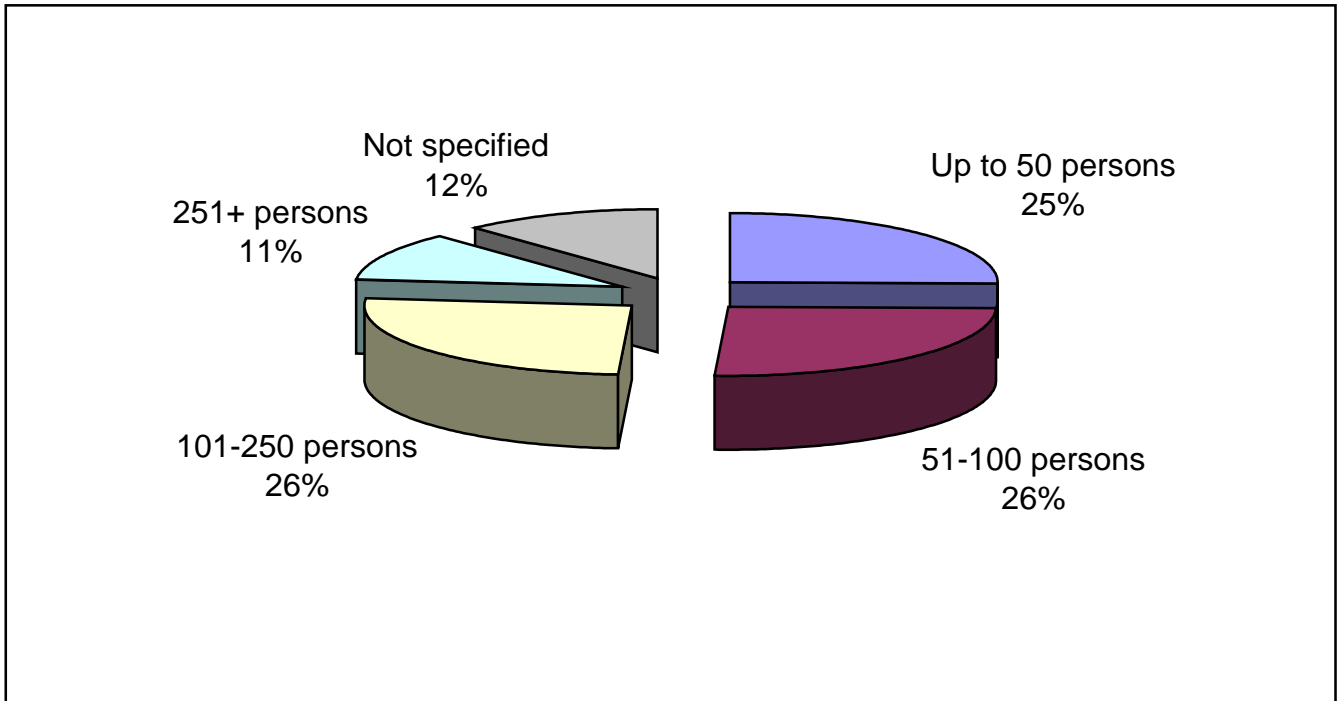


Table 11
TOTAL NUMBER OF PARTICIPANTS (ACTUAL FIGURES)

	TOTAL	CONFERENCES	INCENTIVES
Up to 50 persons	72	42	30
51-100 persons	55	43	12
101-250 persons	48	43	5
251+ persons	21	19	2
Not specified	25	20	5
TOTAL	221	167	54

Graph 12

TOTAL NUMBER OF PARTICIPANTS – CONFERENCES



Graph 13

TOTAL NUMBER OF PARTICIPANTS – INCENTIVES

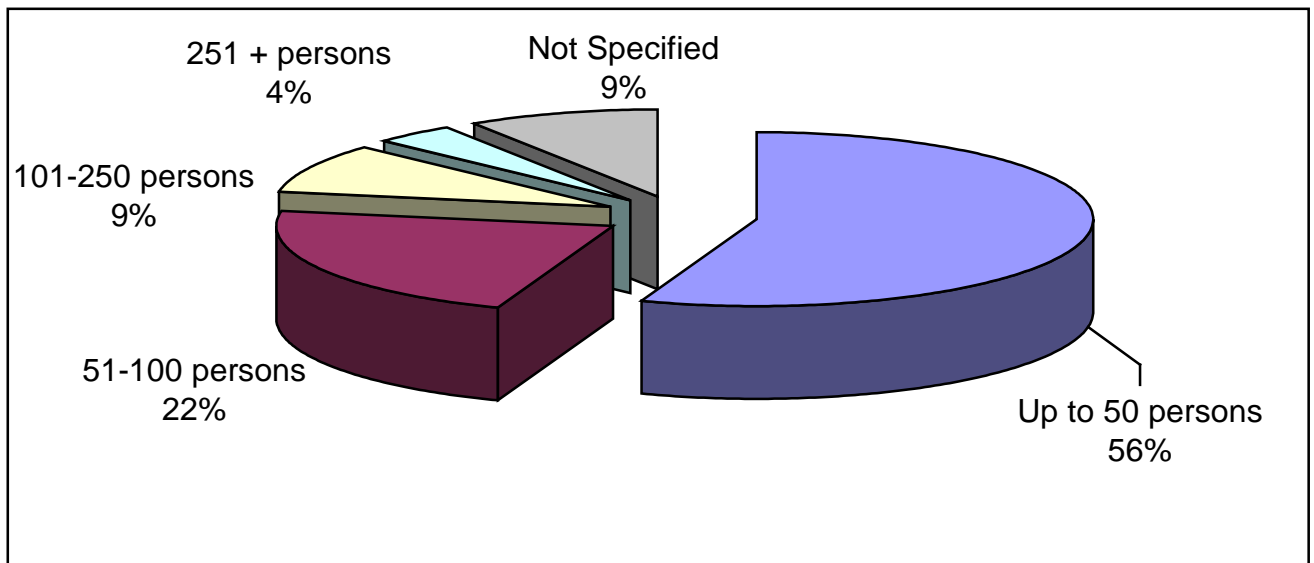


Table 12
EVENT SIZE BY CITY

	Limassol	Larnaca	Nicosia	Paphos	Famagusta
	%	%	%	%	%
Up to 50 persons	33	52	27	25	33
51-100 persons	35	21	26	3	33
101-250 persons	11	10	27	447	33
251+ persons	6	10	19	8	0
Not specified	14	7	4	17	0
Total	100	100	100	100	100

Table 13
CITY BY EVENT SIZE

	Up to 50 persons	51-100 persons	101-250 persons	251+ persons	Not specified
	%	%	%	%	%
Limassol	46	64	23	29	56
Larnaca	21	11	6	14	8
Nicosia	18	20	27	43	8
Paphos	13	2	35	14	24
Famagusta	3	4	4	0	0
Not specified	0	0	4	0	4
Total	100	100	100	100	100

6. MONTH THAT CONFERENCES AND INCENTIVES TOOK PLACE

Most Conferences and Incentives took place in **March** (15%), followed by **October** and **May** (13% and 12% respectively). **April** and **November** were mentioned by the 10% of the participants respectively. 9% of the events took place in **June**. **September** and **February** follow with a percentage of 7%. In addition 5% of the events took place in **January**, followed by 4% in **August** and **December** while 3% took place in **July**.

Graph 14

MONTH THAT CONFERENCES AND INCENTIVES TOOK PLACE

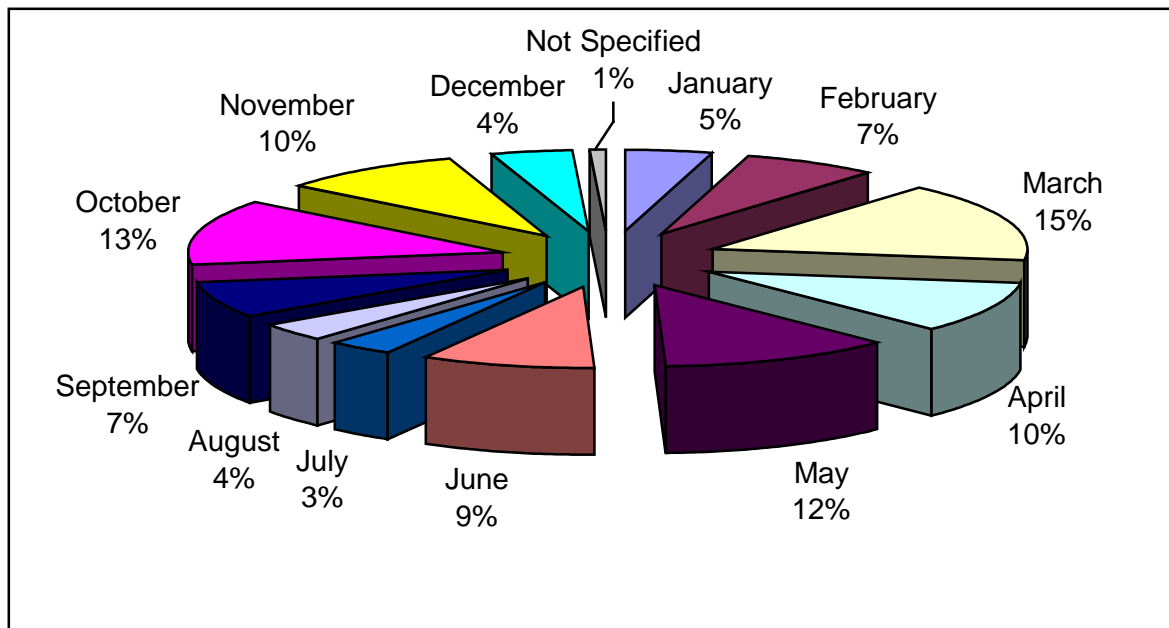


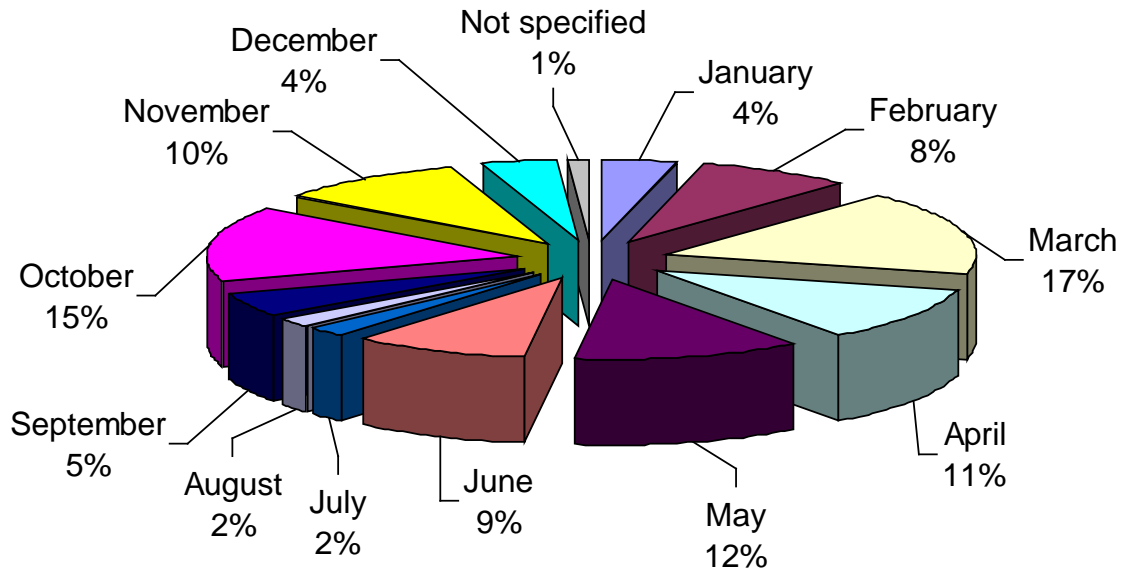
Table 14
MONTH THAT CONFERENCES AND INCENTIVES TOOK PLACE
(ACTUAL FIGURES)

	TOTAL	CONFERENCES	INCENTIVES
January	10	6	4
February	15	14	1
March	35	29	6
April	23	18	5
May	26	20	6
June	20	15	5
July	7	3	4
August	8	3	5
September	16	9	7
October	29	25	5
November	21	17	3
December	9	6	3
Not specified	2	6	0
TOTAL	221	167	54

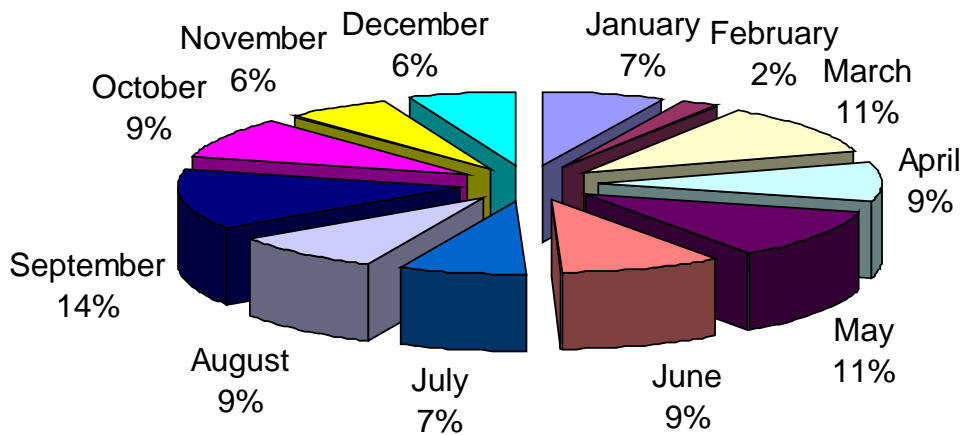
Table 15
MONTH THAT CONFERENCES AND INCENTIVES TOOK PLACE
(PERCENTAGES)

	TOTAL	CONFERENCES	INCENTIVES
	%	%	%
MARCH	15	17	11
OCTOBER	13	15	9
MAY	12	12	11
APRIL	10	11	9
NOVEMBER	10	10	6
JUNE	9	9	9
SEPTEMBER	7	5	13
FEBRUARY	7	8	2
JANUARY	5	4	7
DECEMBER	4	4	6
AUGUST	4	2	9
JULY	3	2	7
NOT SPECIFIED	1	1	0
TOTAL	100	100	100

Graph 15
MONTH THAT CONFERENCES TOOK PLACE



Graph 16
MONTH THAT INCENTIVES TOOK PLACE



The most preferred months for **Association** conferences are **April, October** and **November** (15% each), and for **Corporate** conferences are **May** (26%), **March** and **October** (18% each). Most of **Governmental** conferences took place in **March** (17%), while **September**, was the most preferred month for **Incentives** (13%).

Table 16
MONTH THAT CONFERENCES AND INCENTIVES TOOK PLACE -
ANALYSIS BY TYPE OF CONFERENCE AND INCENTIVE

	Association conferences	Corporate conferences	Governmental conferences	Incentives
	%	%	%	%
January	2	3	5	7
February	13	10	3	2
March	8	18	17	11
April	15	10	8	9
May	6	26	11	11
June	10	5	12	9
July	2	3	2	7
August	2	3	2	9
September	6	0	9	13
October	15	18	14	9
November	15	5	11	6
December	4	0	6	6
Not specified	2	0	2	0
Total	100	100	100	100

7. AVERAGE NUMBER OF PARTICIPANTS

The average number of participants in each event in Cyprus during 2009 is **117**. According to the analysis by type of conference, **Governmental** conferences have on average **157** participants, **Association** conferences have **129** participants, **Corporate** conferences have **99** participants and **Incentives** **67** participants.

Table 17
AVERAGE NUMBER OF PARTICIPANTS – ANALYSIS BY TYPE OF CONFERENCE

	Average number
TOTAL	117
Association conferences	129
Corporate conferences	99
Governmental conferences	157
Incentives	67

8. AVERAGE NUMBER OF DAYS PARTICIPANTS STAYED IN CYPRUS

The average number of days that participants stayed in Cyprus for Conferences or Incentives events is **4**.

Those who participated in **Association** conferences or **Incentives** stayed on average in Cyprus for **5** days, while the average number of days for **Corporate** conferences and for **Governmental** conferences is **4** days.

Table 18

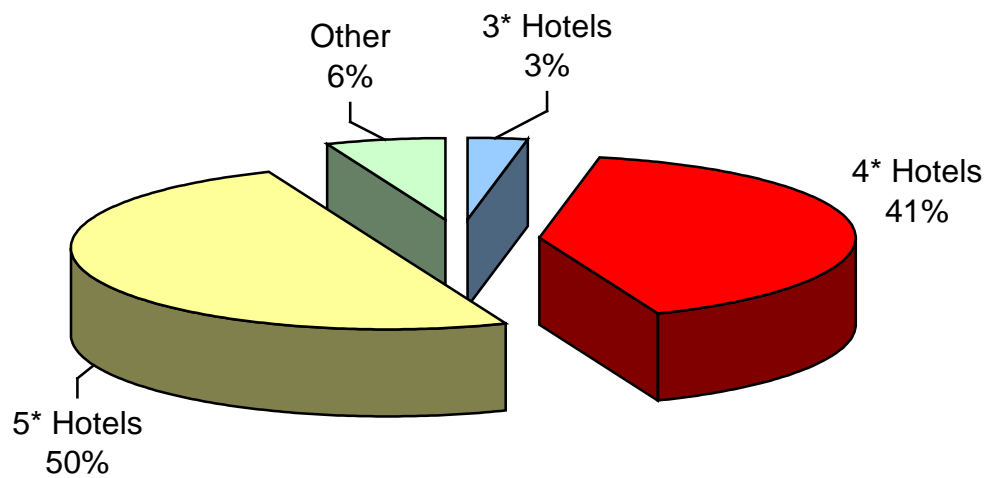
AVERAGE NUMBER OF DAYS PARTICIPANTS STAYED IN CYPRUS – ANALYSIS BY TYPE OF CONFERENCE

	Average number
TOTAL	4
Association conferences	5
Corporate conferences	4
Governmental conferences	4
Incentives	5

9. ACCOMMODATION TYPE

One in two participants stayed in **5-star** Hotels during the events (50%), four in ten stayed in **4-star** Hotels (41%) and only 3% stayed in **3-star** Hotels.

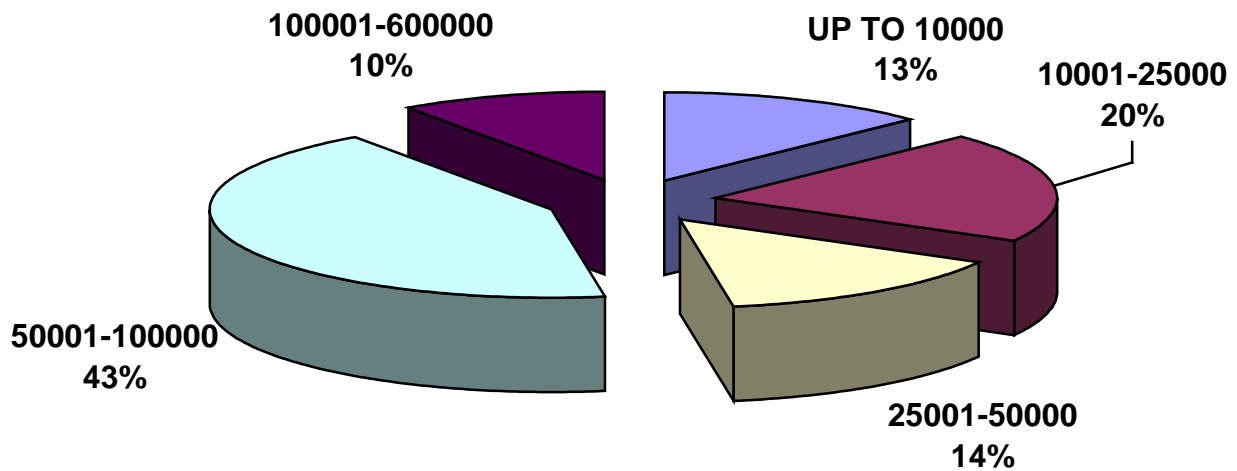
Graph 17
ACCOMMODATION TYPE



10. FINANCIAL ESTIMATES

Making estimation about the cost we come to the conclusion that almost one in six conferences or incentives costs **up to €10000** (13%). One in five (20%) cost **€10001-€25000**, almost one in six (14%) cost **€25001-€50000**, one fourth (43%) cost **€50000-€100000** and 10% of conferences or incentives cost **more than €100001**.

Graph 18
FINANCIAL ESTIMATES





11. ANALYTICAL TABLES

The following tables provide a full analysis of the data collected during 2009 by month.

Table 19

Seasonality by month, city, number of events and number of participants

Seasonality Overview	Number of Events		Number of participants	
January 2009				
	Number	%	Number	%
Limassol	5	50%	183	34%
Larnaca	2	20%	80	15%
Nicosia	1	10%	83	15%
Paphos	2	20%	200	37%
Total	10	100%	546	100%
February 2009				
	Number	%	Number	%
Limassol	7	47%	639	50%
Larnaca	4	27%	328	26%
Nicosia	2	13%	165	13%
Paphos	2	13%	147	11%
Total	15	100%	1279	100
March 2009				
	Number	%	Number	%
Limassol	23	66%	1354	45%
Larnaca	2	9%	60	2%
Nicosia	7	20%	750	25%
Paphos	3	6%	825	28%
Total	35	100%	2989	100
April 2009				
	Number	%	Number	%
Limassol	10	43%	540	22%
Larnaca	3	13%	1040	42%
Nicosia	4	17%	540	22%
Paphos	5	22%	330	13%
Famagusta	1	4%	27	1%
Total	23	100%	2477	100

Table 19 (continuation)

Seasonality by month, city, number of events and number of participants

Seasonality Overview	Number of Events		Number of participants	
May 2009				
	Number	%	Number	%
Limassol	12	46%	698	29%
Larnaca	2	8%	106	4%
Nicosia	6	23%	1100	45%
Paphos	6	23%	520	21%
Total	26	100%	2424	100%
June 2009				
	Number	%	Number	%
Limassol	6	30%	555	24%
Larnaca	4	20%	354	15%
Nicosia	5	25%	858	37%
Paphos	4	20%	470	20%
Famagusta	1	5%%	71	3%
Total	20	100%	2308	100%
July 2009				
	Number	%	Number	%
Limassol	1	14%	20	3%
Larnaca	2	29%	115	18%
Nicosia	2	29%	365	56%
Paphos	2	29%	155	24%
Total	7	100%	655	100%
August 2009				
	Number	%	Number	%
Limassol	3	38%	130	18%
Larnaca	1	13%	30	4%
Nicosia	1	13%	120	17%
Paphos	3	38%	425	60%
Total	8	100%	705	100%

Table 19 (continuation)

Seasonality by month, city, number of events and number of participants

Seasonality Overview		Number of Events		Number of participants	
September 2009					
		Number	%	Number	%
Limassol		8	50%	698	57%
Larnaca		2	13%	68	6%
Nicosia		4	25%	280	23%
Paphos		2	13%	183	15%
	Total	16	100%	1229	100%
October 2009					
		Number	%	Number	%
Limassol		12	41%	1617	39%
Larnaca		3	10%	139	3%
Nicosia		5	17%	595	14%
Paphos		6	21%	1510	36%
Famagusta		3	10%	297	7%
	Total	29	100%	4158	100%
November 2009					
		Number	%	Number	%
Limassol		8	38%	1040	31%
Larnaca		4	19%	495	15%
Nicosia		7	33%	1525	46%
Paphos		1	5%	0	0%
Not Specified		1	5%	250	8%
	Total	21	100%	3310	100%
December 2009					
		Number	%	Number	%
Limassol		4	44%	311	42%
Nicosia		3	33%	150	20%
Famagusta		1	11%	110	15%
Not Specified		1	11%	170	23%
	Total	9	100%	741	100%

Table 19 (continuation)

Seasonality by month, city, number of events and number of participants

Seasonality Overview	Number of Events		Number of participants	
Not specified 2009				
	Number	%	Number	%
Nicosia	1	50%	55	100%
Not Specified	1	50%	0	0%
Total	2	100%	55	100%
GRAND TOTAL	221		22876	

Table 20

Seasonality by month, by event type, city, number of events and number of participants

City	Event type	Number of Events		Number of participants	
January 2009					
	Type	Number	%	Number	%
Larnaca	Incentive	1	11%	40	7%
	Corporate conference	1	11%	40	7%
Limassol	Incentive	3	34%	162	30%
	Governmental conference	1	11%	21	4%
Nicosia	Governmental conference	1	11%	83	15%
Paphos	Association conference	1	11%	-	-
	Governmental conference	1	11%	200	37%
Total January		9	100%	546	100%
February 2009					
	Type	Number	%	Number	%
Larnaca	Association conference	2	17%	275	22%
	Incentive	1	8%	28	2%
	Corporate conference	1	8%	25	2%
Limassol	Association conference	2	17%	124	10%
	Corporate conference	2	17%	515	40%
Nicosia	Governmental conference	2	17%	165	13%
Paphos	Association conference	1	8%	30	2%
	Corporate conference	1	8%	117	9%
Total February		12	100%	1279	100%
March 2009					
	Type	Number	%	Number	%
Larnaca	Incentive	2	7%	60	2%
Limassol	Association conference	3	11%	188	6%
	Corporate conference	6	22%	522	17%

	Incentive	2	7%	60	2%
	Governmental Conference	3	11%	509	17%
Nicosia	Governmental conference	5	19%	610	20%
	Association conference	1	4%	100	3%
	Corporate conference	1	4%	100	3%
Paphos	Governmental conference	3	11%	825	27%
Not specified	Governmental conference	1	4%%	75	2%
Total March		27	100%	3049	100%

Table 20 (continuation)

Seasonality by month, by event type, city, number of events and number of participants

City	Event type	Number of Events		Number of participants	
April 2009					
	Type	Number	%	Number	%
Limassol	Association conference	1	5%	70	3%
	Corporate conference	3	14%	140	6%
	Incentive	5	24%	230	9%
	Governmental conference	1	5%	100	4%
Nicosia	Association conference	3	14%	500	20%
	Governmental conference	1	5%	40	2%
Famagusta	Governmental conference	1	5%	27	1%
Paphos	Association conference	3	14%	330	13%
Larnaca	Corporate conference	1	5%	40	2%
	Governmental conference	2	10%	1000	40%
Total April		21	100%	2477	100%
May 2009					
	Type	Number	%	Number	%
Limassol	Governmental conference	2	8%	131	5%
	Association conference	2	8%	130	5%
	Corporate conference	4	17%	331	14%
	Incentive	2	8%	106	4%
Nicosia	Corporate conference	1	4%	120	5%
	Governmental conference	5	21%	980	40%
Paphos	Corporate conference	4	17%	454	19%
	Incentive	2	8%	66	3%
Larnaca	Corporate conference	1	4%	31	1%



	Association conference	1	4%	75	3%
	Total May	24	100%	2424	100%

Table 20 (continuation)

Seasonality by month, by event type, city, number of events and number of participants

City	Event type	Number of Events		Number of participants	
June 2009					
	Type	Number	%	Number	%
Larnaca	Association conference	2	11%	109	5%
	Incentive	1	5%	45	2%
	Governmental conference	1	5%	200	9%
Nicosia	Association conference	2	11%	500	22%
	Governmental conference	3	16%	358	16%
Limassol	Association conference	1	5%	150	6%
	Corporate conference	1	5%	71	3%
	Incentive	2	11%	209	9%
	Governmental conference	2	11%	125	5%
Famagusta	Governmental conference	1	5%	71	3%
Paphos	Governmental conference	1	5%	170	7%
	Corporate conference	1	5%	124	5%
	Incentive	1	5%	176	8%
Total June		19	100%	2308	100%
July 2009					
	Type	Number	%	Number	%
Larnaca	Corporate conference	1	14%	50	8%
	Incentive	1	14%	65	10%
Nicosia	Association conference	1	14%	15	2%
	Governmental conference	1	14%	350	53%
Limassol	Incentive	1	14%	20	35

Paphos	Incentive	2	29%	155	24%
Total July		7	100%	655	100%
August 2009					
	Type	Number	%	Number	%
Larnaca	Corporate conference	1	13%	30	4%
Limassol	Association conference	1	13%	30	4%
	Incentive	2	25%	100	14%
Nicosia	Governmental conference	1	13%	120	17%
Paphos	Incentive	3	38%	425	60%
Total August		8	100%	705	100%

Table 20 (continuation)

Seasonality by month, by event type, city, number of events and number of participants

City	Event type	Number of Events		Number of participants	
September 2009					
	Type	Number	%	Number	%
Nicosia	Association conference	1	6%	80	7%
	Governmental conference	3	19%	200	16%
Limassol	Governmental conference	2	13%	385	31%
	Association conference	2	13%	112	9%
	Incentive	4	25%	201	16%
Paphos	Incentive	2	13%	183	15%
Larnaca	Governmental conference	1	6%	25	2%
	Incentive	1	6%	43	3%
Total September		16	100%	1229	100%
October 2009					
	Type	Number	%	Number	%
Famagusta	Association conference	1	4%	220	5%
	Corporate conference	2	7%	77	2%
Limassol	Association conference	2	7%	723	17%
	Corporate conference	3	11%	235	5%
	Incentive	4	15%	307	7%
	Governmental conference	3	11%	352	8%
Nicosia	Association conference	1	4%	130	3%
	Corporate conference	1	4%	145	3%
	Governmental conference	3	11%	490	11%
Paphos	Association conference	2	7%	380	9%
	Corporate conference	1	4%	220	5%
	Governmental	2	7%	910	21%

	conference				
Larnaca	Incentive	1	4%	55	1%
	Governmental conference	1	4%	84	2%
<i>Total October</i>		27	100%	4328	100%

Table 20 (continuation)

Seasonality by month, by event type, city, number of events and number of participants

City	Event type	Number of Events		Number of participants	
November 2009					
	Type	Number	%	Number	%
Limassol	Association conference	4	22%	820	26%
	Incentive	2	11%	120	4%
	Governmental conference	2	11%	100	3%
Larnaca	Incentive	1	6%	300	10%
	Association conference	1	6%	20	1%
	Governmental conference	1	6%	175	6%
Nicosia	Corporate conference	1	6%	440	14%
	Association conference	1	6%	85	3%
	Governmental conference	4	22%	830	26%
Not specified	Association conference	1	6%	250	8%
Total November		18	100%	3140	100%
December 2009					
	Type	Number	%	Number	%
Limassol	Governmental conference	1	13%	200	27%
	Incentive	3	38%	111	15%
Nicosia	Association conference	1	13%	110	15%
	Governmental conference	1	13%	40	5%
Famagusta	Governmental conference	1	13%	110	15%
Not specified	Governmental conference	1	13%	170	23%

Total December		8	100%	741	100%
Not specified					
	Type	Number	%	Number	%
Nicosia	Governmental conference	1	100%	55	100%
Total not specified		1	100%	55	100%
GRAND TOTAL		196		22881	

Table 21

Analysis by month, coverage, city, number of events and number of participants

Month / Coverage	City	Number of Events	Number of participants
January 2009			
Coverage	City	Number	Number
European	Nicosia	1	83
	Limassol	2	66
Total EU		3	149
International	Limassol	1	96
	Larnaca	2	80
	Paphos	2	200
Total INT		5	376
February 2009			
Coverage	City	Number	Number
European	Limassol	2	488
Total EU		2	488
International	Limassol	3	151
	Larnaca	4	328
	Nicosia	1	130
	Paphos	2	147
Total INT		10	756
March 2009			
Coverage	City	Number	Number
European	Limassol	5	777
	Larnaca	1	35
	Paphos	2	600
Total EU		8	1412
International	Limassol	10	577
	Larnaca	1	25
	Nicosia	2	270
	Paphos	1	225
Total INT		14	1097

Table 21 (continuation)
Analysis by month, coverage, city, number of events and number of participants

Month / Coverage	City	Number of Events	Number of participants
April 2009			
Coverage	City	Number	Number
European	Limassol	6	345
	Nicosia	4	540
	Larnaca	1	450
	Famagusta	1	27
	Paphos	1	110
Total EU		13	1472
International	Limassol	3	95
	Larnaca	1	40
	Paphos	2	220
Total INT		6	355
May 2009			
Coverage	City	Number	Number
European	Limassol	2	97
	Nicosia	3	190
	Larnaca	2	106
	Paphos	3	85
Total EU		10	478
International	Limassol	8	601
	Nicosia	3	910
	Paphos	3	435
Total INT		14	1946

Table 21 (continuation)

Analysis by month, coverage, city, number of events and number of participants

Month / Coverage	City	Number of Events	Number of participants
June 2009			
Coverage	City	Number	Number
European	Limassol	1	59
	Larnaca	1	45
	Nicosia	1	400
Total EU		3	504
International	Nicosia	2	58
	Limassol	5	496
	Larnaca	3	309
	Paphos	3	470
	Famagusta	1	71
Total INT		14	1404
July 2009			
Coverage	City	Number	Number
European	Larnaca	1	65
	Paphos	2	155
Total EU		3	220
International	Nicosia	1	15
	Limassol	1	20
	Larnaca	1	50
Total INT		3	85
August 2009			
Coverage	City	Number	Number
European	Limassol	2	100
	Paphos	1	20
Total EU		3	120
International	Limassol	1	30
	Nicosia	1	120
	Larnaca	1	30



	Paphos	2	405
	Total INT	5	585

Table 21 (continuation)
Analysis by month, coverage, city, number of events and number of participants

Month / Coverage	City	Number of Events	Number of participants
September 2009			
Coverage	City	Number	Number
European	Limassol	5	296
	Nicosia	3	235
	Larnaca	2	68
	Paphos	2	183
Total EU		12	782
International	Limassol	3	402
Total INT		3	402
October 2009			
Coverage	City	Number	Number
European	Limassol	9	724
	Nicosia	1	130
	Famagusta	1	25
	Paphos	2	440
Total EU		13	1319
International	Nicosia	4	490
	Limassol	2	743
	Larnaca	1	55
	Paphos	1	60
	Famagusta	2	272
Total INT		10	1620

Table 21 (continuation)
Analysis by month, coverage, city, number of events and number of participants

Month / Coverage	City	Number of Events	Number of participants
November 2009			
Coverage	City	Number	Number
European	Nicosia	3	435
	Limassol	4	720
	Larnaca	1	300
	Paphos	1	Not specified
Total EU		9	1455
International	Limassol	4	320
	Larnaca	1	175
Total INT		5	495
December 2009			
Coverage	City	Number	Number
European	Nicosia	3	150
	Famagusta	1	110
Total EU		4	260
International	Limassol	4	311
Total INT		4	311
Not specified			
Coverage	City	Number	Number
International	Nicosia	1	55
Total INT		1	55
EUROPEAN GRAND TOTAL		83	8659
INTERNATIONAL GRAND TOTAL		94	9487

Table 22

Analysis by month, coverage, city, type of conference number of events and number of participants

Month / Coverage	City	Type	Number of Events	Number of participants
January 2009				
Coverage	City	Type	Number	Number
European	LIMASSOL	INCENTIVE	2	66
	NICOSIA	GOVERNMENTAL CONFERENCE	1	83
International	LIMASSOL	INCENTIVE	1	96
	LARNACA	CORPORATE CONFERENCE	1	40
		INCENTIVE	1	40
	PAPHOS	ASSOCIATION CONFERENCE	1	-
		GOVERNMENTAL CONFERENCE	1	200
February 2009				
Coverage	City	Type	Number	Number
European	LIMASSOL	ASSOCIATION CONFERENCE	1	63
		CORPORATE CONFERENCE	1	425
International	LIMASSOL	ASSOCIATION CONFERENCE	2	61
		CORPORATE CONFERENCE	1	90
	LARNACA	ASSOCIATION CONFERENCE	2	275
		CORPORATE CONFERENCE	1	25
		INCENTIVE	1	28
	NICOSIA	GOVERNMENTAL CONFERENCE	1	130
	PAPHOS	ASSOCIATION CONFERENCE	1	30
		CORPORATE CONFERENCE	1	117

Table 22 (continuation)
Analysis by month, coverage, city, type of conference number of events
and number of participants

<i>Month / Coverage</i>	<i>City</i>	<i>Type</i>	<i>Number of Events</i>	<i>Number of participants</i>
March 2009				
Coverage	City	Type	Number	Number
European	LIMASSOL	ASSOCIATION CONFERENCE	1	35
		CORPORATE CONFERENCE	2	293
		GOVERNMENTAL CONFERENCE	2	449
	LARNACA	INCENTIVE	1	35
	PAPHOS	GOVERNMENTAL CONFERENCE	1	350
International	LIMASSOL	ASSOCIATION CONFERENCE	2	153
		CORPORATE CONFERENCE	4	229
		GOVERNMENTAL CONFERENCE	1	60
		INCENTIVE	2	60
	LARNACA	INCENTIVE	1	25
	NICOSIA	GOVERNMENTAL CONFERENCE	2	270
	PAPHOS	GOVERNMENTAL CONFERENCE	1	225

Table 22 (continuation)

Analysis by month, coverage, city, type of conference number of events and number of participants

<i>Month / Coverage</i>	<i>City</i>	<i>Type</i>	<i>Number of Events</i>	<i>Number of participants</i>
April 2009				
Coverage	City	Type	Number	Number
European	LIMASSOL	ASSOCIATION CONFERENCE	1	70
		CORPORATE CONFERENCE	2	115
		INCENTIVE	3	160
	LARNACA	GOVERNMENTAL CONFERENCE	1	450
	NICOSIA	ASSOCIATION CONFERENCE	3	500
		GOVERNMENTAL CONFERENCE	1	40
	PAPHOS	ASSOCIATION CONFERENCE	1	110
		GOVERNMENTAL CONFERENCE	1	250
	FAMAGUSTA	GOVERNMENTAL CONFERENCE	1	27
International	LIMASSOL	CORPORATE CONFERENCE	1	25
		INCENTIVE	2	70
	LARNACA	CORPORATE CONFERENCE	1	40
	PAPHOS	ASSOCIATION CONFERENCE	2	220

Table 22 (continuation)
**Analysis by month, coverage, city, type of conference number of events
and number of participants**

Month / Coverage	City	Type	Number of Events	Number of participants
May 2009				
Coverage	City	Type	Number	Number
European	LIMASSOL	CORPORATE CONFERENCE	1	26
		INCENTIVE	1	71
	LARNACA	ASSOCIATION CONFERENCE	1	75
		CORPORATE CONFERENCE	1	31
	NICOSIA	CORPORATE CONFERENCE	1	120
		GOVERNMENTAL CONFERENCE	1	40
	PAPHOS	CORPORATE CONFERENCE	2	59
		INCENTIVE	1	26
International	NICOSIA	GOVERNMENTAL CONFERENCE	3	910
	LIMASSOL	ASSOCIATION CONFERENCE	2	130
		CORPORATE CONFERENCE	3	305
		GOVERNMENTAL CONFERENCE	2	131
		INCENTIVE	1	35
	PAPHOS	CORPORATE CONFERENCE	2	395
		INCENTIVE	1	40

Table 22 (continuation)

**Analysis by month, coverage, city, type of conference number of events
and number of participants**

Month / Coverage	City	Type	Number of Events	Number of participants
June 2009				
Coverage	City	Type	Number	Number
European	LIMASSOL	INCENTIVE	1	59
	LARNACA	INCENTIVE	1	45
	NICOSIA	ASSOCIATION CONFERENCE	1	400
		GOVERNMENTAL CONFERENCE	1	30
International	LIMASSOL	ASSOCIATION CONFERENCE	1	150
		CORPORATE CONFERENCE	1	71
		GOVERNMENTAL CONFERENCE	2	125
		INCENTIVE	1	150
	LARNACA	ASSOCIATION CONFERENCE	2	109
		GOVERNMENTAL CONFERENCE	1	200
	NICOSIA	GOVERNMENTAL CONFERENCE	2	58
	PAPHOS	CORPORATE CONFERENCE	1	124
		GOVERNMENTAL CONFERENCE	1	170
		INCENTIVE	1	176
	FAMAGUSTA	GOVERNMENTAL CONFERENCE	1	71

Table 22 (continuation)

**Analysis by month, coverage, city, type of conference number of events
and number of participants**

Month / Coverage	City	Type	Number of Events	Number of participants
July 2009				
Coverage	City	Type	Number	Number
European	LARNACA	INCENTIVE	1	65
	PAPHOS	INCENTIVE	2	155
International	LIMASSOL	INCENTIVE	1	20
	LARNACA	CORPORATE CONFERENCE	1	50
	NICOSIA	ASSOCIATION CONFERENCE	1	15
August 2009				
Coverage	City	Type	Number	Number
European	LIMASSOL	INCENTIVE	2	100
	PAPHOS	INCENTIVE	1	20
International	LIMASSOL	ASSOCIATION CONFERENCE	1	30
	LARNACA	CORPORATE CONFERENCE	1	30
	NICOSIA	GOVERNMENTAL CONFERENCE	1	120
	PAPHOS	INCENTIVE	2	405
September 2009				
Coverage	City	Type	Number	Number
European	LIMASSOL	GOVERNMENTAL CONFERENCE	1	95
		INCENTIVE	4	201
	LARNACA	GOVERNMENTAL CONFERENCE	1	25
		INCENTIVE	1	43
	NICOSIA	ASSOCIATION CONFERENCE	1	80
		GOVERNMENTAL CONFERENCE	2	155
	PAPHOS	INCENTIVE	2	183
International	LIMASSOL	ASSOCIATION CONFERENCE	2	112
		GOVERNMENTAL CONFERENCE	1	290

Table 22 (continuation)

**Analysis by month, coverage, city, type of conference number of events
and number of participants**

Month / Coverage	City	Type	Number of Events	Number of participants
October 2009				
Coverage	City	Type	Number	Number
European	LIMASSOL	ASSOCIATION CONFERENCE	1	180
		CORPORATE CONFERENCE	2	85
		GOVERNMENTAL CONFERENCE	2	152
		INCENTIVE	4	307
	NICOSIA	ASSOCIATION CONFERENCE	1	130
	PAPHOS	ASSOCIATION CONFERENCE	1	220
		CORPORATE CONFERENCE	1	220
	FAMAGUSTA	CORPORATE CONFERENCE	1	25
International	LIMASSOL	ASSOCIATION CONFERENCE	1	543
		GOVERNMENTAL CONFERENCE	1	200
	LARNACA	INCENTIVE	1	55
	NICOSIA	ASSOCIATION CONFERENCE	1	-
		GOVERNMENTAL CONFERENCE	3	490
	PAPHOS	GOVERNMENTAL CONFERENCE	1	60
	FAMAGUSTA	ASSOCIATION CONFERENCE	1	220
		CORPORATE CONFERENCE	1	52

Table 22 (continuation)

**Analysis by month, coverage, city, type of conference number of events
and number of participants**

Month / Coverage	City	Type	Number of Events	Number of participants
November 2009				
Coverage	City	Type	Number	Number
European	LIMASSOL	ASSOCIATION CONFERENCE	2	600
		INCENTIVE	2	120
	LARNACA	INCENTIVE	1	300
	NICOSIA	ASSOCIATION CONFERENCE	1	85
		GOVERNMENTAL CONFERENCE	2	350
	PAPHOS	CORPORATE CONFERENCE	1	-
International	LIMASSOL	ASSOCIATION CONFERENCE	2	220
		GOVERNMENTAL CONFERENCE	2	100
	LARNACA	GOVERNMENTAL CONFERENCE	1	175
December 2009				
Coverage	City	Type	Number	Number
European	NICOSIA	ASSOCIATION CONFERENCE	2	110
		GOVERNMENTAL CONFERENCE	1	40
	FAMAGUSTA	GOVERNMENTAL CONFERENCE	1	110
International	LIMASSOL	GOVERNMENTAL CONFERENCE	1	200
		INCENTIVE	3	111
Not specified 2009				
Coverage	City	Type	Number	Number
International	Nicosia	Governmental conference	1	55
EUROPEAN GRAND TOTAL			83	8659
INTERNATIONAL GRAND TOTAL			92	9357

12. COUNTRY OF ORIGIN

Table 23

Analysis by country, number of events and number of participants

<i>Event by country</i>	<i>Number of Events</i>	<i>Number of participants</i>
AUSTRALIA	1	30
AUSTRIA	1	425
BELGIUM	1	26
CYPRUS	1	250
EGYPT	1	50
EUROPEAN	11	1001
FRANCE	1	31
FRANCE, SWITZERLAND	1	59
GEORGIA	1	40
GERMANY	3	104
GERMANY, AUSTRIA	1	110
GERMANY, CYPRUS	1	450
GERMANY, DENMARK	1	120
GERMANY, FRANCE, CZECH REPUBLIC	1	45
GERMANY, SWEDEN, DENMARK, FRANCE, HOLLAND, BELGIUM, ITALY, SPAIN, POLAND, BULGARIA,	1	63
GERMANY, USA	1	25
GHANA	1	25
GREECE	7	517
GREECE, BULGARIA, ROMANIA	1	99
GREECE, FRANCE, ITALY, SPAIN, PORTUGAL, SERBIA - MONTENEGRO, LEBANON, EGYPT	1	55
ICELAND AND SMALL COUNTRIES OF EUROPE	1	40
INDIA	2	102
INTERNATIONAL	18	1634
IRLAND	1	28
ITALY	1	35

Table 23 (continuation)
Analysis by country, number of events and number of participants

Event by country	Number of Events	Number of participants
JORDAN	1	60
LEBANON	3	128
LEBANON	1	35
LEBANON, JORDAN, EGYPT, UAE, SAUDI ARABIA, KUWAIT, SOUTH AFRICA	1	117
POLLAND	1	150
PORTUGAL	1	89
ROMANIA	1	65
RUSSIA	9	871
RUSSIA, CYPRUS	1	150
RUSSIA, UKRAINE	1	45
SPAIN	2	88
SWEDEN, FINLAND, DENMARK, HOLLAND	1	27
SWEDEN, NORWAY, FINLAND, DENMARK,	1	28
SWITZERLAND	3	141
UAE	2	153
UAE, BAHREIN, KUWAIT	1	20
UK	13	1017
UK, FINLAND, AUSTRIA, ITALY, POLAND, BULGARIA, ROMANIA, USA	1	130
UK, FRANCE, LEBANON, JORDAN	1	96
UK, FRANCE, SWITZERLAND, UAE, SAOUDI ARABIA, BAHREIN, KUWEIT, ISRAEL, USA	1	100

Table 23 (continuation)

Analysis by country, number of events and number of participants

Event by country	Number of Events	Number of participants
UK, FRANCE, USA, CHINA, INDIA, JAPAN, IRAN, SCOTLAND	1	50
UK, GERMANY, DENMARK, FRANCE, BELGIUM, IRLAND	1	110
UK, GERMANY, DENMARK, FRANCE, HOLLAND, ITALY, POLLAND	1	220
UK, GERMANY, FRANCE, CZECH REPUBLIC	1	43
UK, GERMANY, FRANCE, JORDAN, UAE	1	20
UK, GERMANY, GREECE, DENMARK, FRANCE, BELGIUM, LEBANON, JORDAN, EGYPT, UAE, ISRAEL, SOUTH AFRICA	1	60
UK, GERMANY, GREECE, NORWAY, FRANCE, ITALY, IRELAND, POLAND, EGYPT, UAE, SAUDI ARABIA, ISRAEL, USA, JAPAN	1	61
UK, GERMANY, GREECE, SWEDEN, HOLLAND, ITALY, RUSSIA, CZECH REPUBLIC, EGYPT, UAE, BAHREIN, ISRAEL, USA, AUSTRALIA, SOUTH AFRICA	1	185
UK, GERMANY, GREECE, SWEDEN, NORWAY, FINLAND, DENMARK, FRANCE, SWITZERLAND, HOLLAND, BELGIUM, AUSTRIA, ITALY, SPAIN, RUSSIA, POLAND, CZECH REPUBLIC, ROMANIA, PORTUGAL, EGYPT, UAE, KUWAIT, ISRAEL, USA, CANADA, AUSTRALIA, S.AFRICA	1	543
UK, GERMANY, GREECE, SWEDEN, NORWAY, FINLAND, DENMARK, FRANCE, SWITZERLAND, HOLLAND, BELGIUM, AUSTRIA, ITALY, IRLAND	1	120
UK, GERMANY, GREECE, SWEDEN, NORWAY, FINLAND, DENMARK, FRANCE, SWITZERLAND, HOLLAND, BELGIUM, AUSTRIA, ITALY, IRLAND, SPAIN, RUSSIA, POLAND, HUNGARY, PORTUGAL	1	100
UK, GERMANY, GREECE, SWEDEN, NORWAY, SWITZERLAND, HOLLAND, BELGIUM, AUSTRIA, ITALY, IRELAND, RUSSIA, POLAND, CZECH REPUBLIC, BULGARIA, ROMANIA, SLOVAKIA, ISLAND, ISRAEL, USA, CANADA	1	220

Table 23 (continuation)

Analysis by country, number of events and number of participants

Event by country	Number of Events	Number of participants
UK, GERMANY, HOLLAND, BELGIUM, POLLAND, HUNGARY	1	40
UK, GERMANY, NORWAY, FRANCE, SWITZERLAND, ITALY, CZECH REPUBLIC, EGYPT, UAE, SAUDI ARABIA, USA. CANADA, AUSTRALIA, JAPAN	1	74
UK, GERMANY, SWEDEN, FRANCE, SPAIN, POLAND, ROMANIA, TURKEY, CZECH REPUBLIC	1	30
UK, GREECE, FRANCE, ITALY, LEBANON, JORDAN, UAE, SAUDI ARABIA, USA	1	71
UK, GREECE, LEBANON, UAE, SOUTH AFRICA, GEORGIA	1	40
UK, GREECE, SWEDEN, FRANCE, BELGIUM, ITALY, RUSSIA, POLAND, BULGARIA	1	79
UK, GREECE, USA	1	120
UK, USA	1	176
UK, USA, CANADA	1	75
USA	1	40
GRAND TOTAL	128	11316

Table 24

**Analysis by country, number of events, number of participants,
Conferences and Incentives**

Event by country	CONFERENCES		INCENTIVES	
	Number of Events	Number of participants	Number of Events	Number of participants
AUSTRALIA	1	30		
AUSTRIA		425		
BELGIUM			1	26
CYPRUS	1	250		
EGYPT	1	50		
EUROPEAN	7	765	4	236
FRANCE	1	31		
FRANCE, SWITZERLAND			1	59
GEORGIA			1	40
GERMANY	3	104		
GERMANY, AUSTRIA	1	110		
GERMANY, CYPRUS	1	450		
GERMANY, DENMARK	1	120		
GERMANY, FRANCE, CZECH REPUBLIC	1	45		
GERMANY, SWEDEN, DENMARK, FRANCE, HOLLAND, BELGIUM, ITALY, SPAIN, POLAND, BULGARIA,	1	63		
GERMANY, USA			1	25
GHANA			1	25
GREECE	4	340	3	177
GREECE, BULGARIA, ROMANIA	1	99		
GREECE, FRANCE, ITALY, SPAIN, PORTUGAL, SERBIA - MONTENEGRO, LEBANON, EGYPT	1	55		
ICELAND AND SMALL COUNTRIES OF EUROPE	1	40		
INDIA	1	47	1	55
INTERNATIONAL	17	1594	1	40

Table 24 (continuation)

**Analysis by country, number of events, number of participants,
Conferences and Incentives**

Event by country	CONFERENCES		INCENTIVES	
	Number of Events	Number of participants	Number of Events	Number of participants
IRELAND			1	28
ITALY			1	35
JORDAN	1	60		
LEBANON	1	52	2	76
LEBANON, JORDAN, EGYPT, UAE, SAUDI ARABIA, KUWAIT, SOUTH AFRICA	1	117		
POLLAND			1	150
PORTUGAL			1	89
ROMANIA			1	65
RUSSIA	5	396	4	475
RUSSIA, CYPRUS			1	150
RUSSIA, UKRAINE			1	45
SPAIN			2	88
SWEDEN, FINLAND, DENMARK, HOLLAND	1	27		
SWEDEN, NORWAY, FINLAND, DENMARK,			1	28
SWITZERLAND			3	141
UAE	2	153		
UAE, BAHREIN, KUWAIT			1	20
UK	2	155	11	862
UK, FINLAND, AUSTRIA, ITALY, POLAND, BULGARIA, ROMANIA, USA	1	130		
UK, FRANCE, LEBANON, JORDAN			1	96
UK, FRANCE, SWITZERLAND, UAE, SAUDI ARABIA, BAHREIN, KUWAIT, ISRAEL, USA	1	100		
UK, FRANCE, USA, CHINA, INDIA, JAPAN, IRAN, SCOTLAND	1	50		
UK, GERMANY, DENMARK, FRANCE, BELGIUM, IRELAND	1	110		

Table 24 (continuation)

**Analysis by country, number of events, number of participants,
Conferences and Incentives**

Event by country	CONFERENCES		INCENTIVES	
	Number of Events	Number of participants	Number of Events	Number of participants
UK, GERMANY, DENMARK, FRANCE, HOLLAND, ITALY, POLLAND	1	220		
UK, GERMANY, FRANCE, CZECH REPUBLIC	1	43		
UK, GERMANY, FRANCE, JORDAN, UAE			1	20
UK, GERMANY, GREECE, DENMARK, FRANCE, BELGIUM, LEBANON, JORDAN, EGYPT, UAE, ISRAEL, SOUTH AFRICA	1	60		
UK, GERMANY, GREECE, NORWAY, FRANCE, ITALY, IRELAND, POLAND, EGYPT, UAE, SAUDI ARABIA, ISRAEL, USA, JAPAN	1	61		
UK, GERMANY, GREECE, SWEDEN, HOLLAND, ITALY, RUSSIA, CZECH REPUBLIC, EGYPT, UAE, BAHREIN, ISRAEL, USA, AUSTRALIA, SOUTH AFRICA	1	185		
UK, GERMANY, GREECE, SWEDEN, NORWAY, FINLAND, DENMARK, FRANCE, SWITZERLAND, HOLLAND, BELGIUM, AUSTRIA, ITALY, SPAIN, RUSSIA, POLAND, CZECH REPUBLIC, ROMANIA, PORTUGAL, EGYPT, UAE, KUWAIT, ISRAEL, USA, CANADA, AUSTRALIA, S.AFRICA	1	543		
UK, GERMANY, GREECE, SWEDEN, NORWAY, FINLAND, DENMARK, FRANCE, SWITZERLAND, HOLLAND, BELGIUM, AUSTRIA, ITALY, IRLAND	1	120		
UK, GERMANY, GREECE, SWEDEN, NORWAY, FINLAND, DENMARK, FRANCE, SWITZERLAND, HOLLAND, BELGIUM, AUSTRIA, ITALY, IRLAND, SPAIN, RUSSIA, POLAND, HUNGARY, PORTUGAL	1	100		

Table 24 (continuation)

**Analysis by country, number of events, number of participants,
Conferences and Incentives**

Event by country	CONFERENCES		INCENTIVES	
	Number of Events	Number of participants	Number of Events	Number of participants
UK, GERMANY, GREECE, SWEDEN, NORWAY, SWITZERLAND, HOLLAND, BELGIUM, AUSTRIA, ITALY, IRELAND, RUSSIA, POLAND, CZECH REPUBLIC, BULGARIA, ROMANIA, SLOVAKIA, ISLAND, ISRAEL, USA, CANADA	1	220		
UK, GERMANY, HOLLAND, BELGIUM, POLLAND, HUNGARY	1	40		
UK, GERMANY, NORWAY, FRANCE, SWITZERLAND, ITALY, CZECH REPUBLIC, EGYPT, UAE, SAUDI ARABIA, USA. CANADA, AUSTRALIA, JAPAN	1	74		
UK, GERMANY, SWEDEN, FRANCE, SPAIN, POLAND, ROMANIA, TURKEY, CZECH REPUBLIC	1	30		
UK, GREECE, FRANCE, ITALY, LEBANON, JORDAN, UAE, SAUDI ARABIA, USA	1	71		
UK, GREECE, LEBANON, UAE, SOUTH AFRICA, GEORGIA			1	40
UK, GREECE, SWEDEN, FRANCE, BELGIUM, ITALY, RUSSIA, POLAND, BULGARIA	1	79		
UK, GREECE, USA	1	120		
UK, USA			1	176
UK, USA, CANADA	1	75		
USA	1	40		
GRAND TOTAL	79	8049	49	3267

D. QUESTIONNAIRE

ΕΡΩΤΗΜΑΤΟΛΟΓΙΟ ΓΙΑ ΤΗ ΣΥΛΛΟΓΗ ΣΤΑΤΙΣΤΙΚΩΝ ΣΤΟΙΧΕΙΩΝ ΓΙΑ ΤΟΝ ΣΥΝΕΔΡΙΑΚΟ ΤΟΥΡΙΣΜΟ/ ΤΑΞΙΔΙΑ ΚΙΝΗΤΡΩΝ
(CONFERENCES & INCENTIVES)

(ΚΥΚΛΩΣΤΕ ΑΥΤΟ ΠΟΥ ΙΣΧΥΕΙ)

ΣΤΟΙΧΕΙΑ ΕΠΙΧΕΙΡΗΣΗΣ /ΟΡΓΑΝΙΣΜΟΥ

ΟΝΟΜΑ ΕΠΙΧΕΙΡΗΣΗΣ /ΟΡΓΑΝΙΣΜΟΥ:.....

ΟΝΟΜΑ ΕΡΩΤΟΥΜΕΝΟΥ:.....

ΘΕΣΗ ΕΡΩΤΟΥΜΕΝΟΥ:.....

ΓΙΑ ΤΟ ΣΚΟΠΟ ΤΗΣ ΣΥΛΛΟΓΗΣ ΤΩΝ ΣΤΑΤΙΣΤΙΚΩΝ ΣΤΟΙΧΕΙΩΝ ΘΑ ΛΑΜΒΑΝΟΝΤΑΙ ΥΠΟΨΗ ΜΟΝΟ ΤΑ ΣΥΝΕΔΡΙΑ ΚΑΙ ΤΑΞΙΔΙΑ ΚΙΝΗΤΡΩΝ (για συντομία όμως αναφερόμαστε μόνο σε «ΣΥΝΕΔΡΙΑ» αλλά εννοείται και τα «ΤΑΞΙΔΙΑ ΚΙΝΗΤΡΩΝ»).

01. Ασχολείστε γενικότερα με Συνέδρια/ Ταξίδια κινήτρων;

ΝΑΙ	<input type="checkbox"/>	<input type="checkbox"/>
ΟΧΙ	<input type="checkbox"/>	ΤΕΡΜΑΤΙΣΕ

02. Σε ποια από τις ακόλουθες κατηγορίες ανήκει η επιχείρηση /οργανισμός σας;

Ξενοδοχειακά καταλύματα	<input type="checkbox"/>
Destination Management Companies	<input type="checkbox"/>
Professional Congress Organizers	<input type="checkbox"/>
Ημικρατικοί Οργανισμοί	<input type="checkbox"/>
Ανώτατα εκπαιδευτικά Ιδρύματα/ σχολές	<input type="checkbox"/>
Τραπεζικοί οργανισμοί	<input type="checkbox"/>
Ασφαλιστικές εταιρείες	<input type="checkbox"/>
Υπουργεία και άλλα Κυβερνητικά τμήματα	<input type="checkbox"/>
Βουλή των Αντιπροσώπων	<input type="checkbox"/>
Άλλο (διευκρινίστε).....	<input type="checkbox"/>

ΓΙΑ ΚΑΘΕ ΕΝΑ ΣΥΝΕΔΡΙΟ Η ΤΑΞΙΔΙ ΚΙΝΗΤΡΩΝ ΘΑ ΠΡΕΠΕΙ ΝΑ ΣΥΜΠΛΗΡΩΘΟΥΝ ΟΛΕΣ ΟΙ ΛΕΠΤΟΜΕΡΕΙΕΣ ΞΕΧΩΡΙΣΤΑ

ΕΠΙΣΗΣ: “ΘΑ ΠΡΕΠΕΙ ΝΑ ΚΑΤΑΓΡΑΦΟΥΝ ΤΑ ΣΥΝΕΔΡΙΑ (CONFERENCES) ΠΟΥ ΕΧΟΥΝ ΤΟΥΛΑΧΙΣΤΟ 50 ΣΥΜΜΕΤΕΧΟΝΤΕΣ” ΚΑΙ ΤΑ ΤΑΞΙΔΙΑ ΚΙΝΗΤΡΩΝ (INCENTIVES) ΠΟΥ ΕΧΟΥΝ ΤΟΥΛΑΧΙΣΤΟΝ 20 ΣΥΜΜΕΤΕΧΟΝΤΕΣ”

1. Με ποια/ες από τις ακόλουθες κατηγορίες Συνεδρίων ασχοληθήκατε το διάστημα μεταξύ Ιανουαρίου 2009 και Δεκεμβρίου 2009; (Σημειώστε ξεχωριστά για κάθε ένα συνέδριο/ ταξίδι κινήτρων

	Τίτλος 1 ^{ου} Συνεδρίου/ Ταξιδιού Κινήτρων	Τίτλος 2 ^{ου} Συνεδρίου/ Ταξιδιού Κινήτρων	Τίτλος 3 ^{ου} Συνεδρίου/ Ταξιδιού Κινήτρων	Τίτλος 4 ^{ου} Συνεδρίου/ Ταξιδιού Κινήτρων	Τίτλος 5 ^{ου} Συνεδρίου/ Ταξιδιού Κινήτρων
Association Conference (Διεθνή συνέδρια Συνδέσμων)	1	1	1	1	1
Corporate conference (Εταιρικά συνέδρια)	2	2	2	2	2
Governmental Conference (Κυβερνητικά συνέδρια)	3	3	3	3	3
Incentive (Ταξίδια κινήτρων)	4	4	4	4	4
Άλλη κατηγορία (διευκρίνισε)	5	5	5	5	5

Συνέχεια:

	Τίτλος 6 ^{ου} Συνεδρίου/ Ταξιδιού Κινήτρων	Τίτλος 7 ^{ου} Συνεδρίου/ Ταξιδιού Κινήτρων	Τίτλος 8 ^{ου} Συνεδρίου/ Ταξιδιού Κινήτρων	Τίτλος 9 ^{ου} Συνεδρίου/ Ταξιδιού Κινήτρων	Τίτλος 10 ^{ου} Συνεδρίου/ Ταξιδιού Κινήτρων
Association Conference (Διεθνή συνέδρια Συνδέσμων)	1	1	1	1	1
Corporate conference (Εταιρικά συνέδρια)	2	2	2	2	2
Governmental Conference (Κυβερνητικά συνέδρια)	3	3	3	3	3
Incentive (Ταξίδια κινήτρων)	4	4	4	4	4
Άλλη κατηγορία (διευκρίνισε)	5	5	5	5	5

2. Και σε ποιο από τα ακόλουθα είδη εμπίπτει το κάθε ένα Συνέδριο/ Ταξίδι κινήτρων;

	Τίτλος 1 ^{ου} Συνεδρίου/ Ταξιδιού Κινήτρων	Τίτλος 2 ^{ου} Συνεδρίου/ Ταξιδιού Κινήτρων	Τίτλος 3 ^{ου} Συνεδρίου/ Ταξιδιού Κινήτρων	Τίτλος 4 ^{ου} Συνεδρίου/ Ταξιδιού Κινήτρων	Τίτλος 5 ^{ου} Συνεδρίου/ Ταξιδιού Κινήτρων
Διεθνή Συνέδρια (οι συμμετέχοντες προέρχονται από οποιαδήποτε χώρα συμπεριλαμβανομένου και της Ε.Ε)	1	1	1	1	1
Ευρωπαϊκά Συνέδρια (οι συμμετέχοντες προέρχονται <u>μόνο</u> από χώρες της Ε.Ε)	2	2	2	2	2

Συνέχεια:

	Τίτλος 6 ^{ου} Συνεδρίου/ Ταξιδιού Κινήτρων	Τίτλος 7 ^{ου} Συνεδρίου/ Ταξιδιού Κινήτρων	Τίτλος 8 ^{ου} Συνεδρίου/ Ταξιδιού Κινήτρων	Τίτλος 9 ^{ου} Συνεδρίου/ Ταξιδιού Κινήτρων	Τίτλος 10 ^{ου} Συνεδρίου/ Ταξιδιού Κινήτρων
Διεθνή Συνέδρια (οι συμμετέχοντες προέρχονται από οποιαδήποτε χώρα συμπεριλαμβανομένου και της Ε.Ε)	1	1	1	1	1
Ευρωπαϊκά Συνέδρια (οι συμμετέχοντες προέρχονται <u>μόνο</u> από χώρες της Ε.Ε)	2	2	2	2	2

3. Ποιος ήταν ο συνολικός αριθμός των ατόμων που συμμετείχαν σε κάθε ένα Συνέδριο/ Ταξίδι κινήτρων; (διευκρινίστε επίσης τον αριθμό των ξένων συμμετεχόντων και των Κύπριων συμμετεχόντων).

(ΘΑ ΠΡΕΠΕΙ ΝΑ ΚΑΤΑΓΡΑΦΟΥΝ ΜΟΝΟ ΤΑ ΣΥΝΕΔΡΙΑ ΤΩΝ ΟΠΟΙΩΝ ΤΟ 30% ΤΩΝ ΣΥΜΜΕΤΕΧΟΝΤΩΝ ΠΡΟΕΡΧΕΤΑΙ ΑΠΟ ΞΕΝΗ/ ΞΕΝΕΣ ΧΩΡΕΣ)

	Τίτλος 1 ^{ου} Συνεδρίου/ Ταξιδιού Κινήτρων	Τίτλος 2 ^{ου} Συνεδρίου/ Ταξιδιού Κινήτρων	Τίτλος 3 ^{ου} Συνεδρίου/ Ταξιδιού Κινήτρων	Τίτλος 4 ^{ου} Συνεδρίου/ Ταξιδιού Κινήτρων	Τίτλος 5 ^{ου} Συνεδρίου/ Ταξιδιού Κινήτρων
Αριθμός Ξένων συμμετεχόντων
Αριθμός Κύπριων συμμετεχόντων

Συνέχεια:

	Τίτλος 6 ^{ου} Συνεδρίου/ Ταξιδιού Κινήτρων	Τίτλος 7 ^{ου} Συνεδρίου/ Ταξιδιού Κινήτρων	Τίτλος 8 ^{ου} Συνεδρίου/ Ταξιδιού Κινήτρων	Τίτλος 9 ^{ου} Συνεδρίου/ Ταξιδιού Κινήτρων	Τίτλος 10 ^{ου} Συνεδρίου/ Ταξιδιού Κινήτρων
Αριθμός Ξένων συμμετεχόντων
Αριθμός Κύπριων συμμετεχόντων

4. Ποια ήταν η χώρα προέλευσης των συμμετεχόντων του κάθε Συνεδρίου/ Ταξιδιού κινήτρων;

	Τίτλος 1 ^{ου} Συνεδρίου/ Ταξιδιού Κινήτρων	Τίτλος 2 ^{ου} Συνεδρίου/ Ταξιδιού Κινήτρων	Τίτλος 3 ^{ου} Συνεδρίου/ Ταξιδιού Κινήτρων	Τίτλος 4 ^{ου} Συνεδρίου/ Ταξιδιού Κινήτρων	Τίτλος 5 ^{ου} Συνεδρίου/ Ταξιδιού Κινήτρων
ΗΝΩΜΕΝΟ ΒΑΣΙΛΕΙΟ	1	1	1	1	1
ΓΕΡΜΑΝΙΑ	2	2	2	2	2
ΕΛΛΑΔΑ	3	3	3	3	3
ΣΟΥΗΔΙΑ	4	4	4	4	4
ΝΟΡΒΗΓΙΑ	5	5	5	5	5
ΦΙΛΑΝΔΙΑ	6	6	6	6	6
ΔΑΝΙΑ	7	7	7	7	7
ΓΑΛΛΙΑ	8	8	8	8	8
ΕΛΒΕΤΙΑ	9	9	9	9	9
ΟΛΛΑΝΔΙΑ	10	10	10	10	10
ΒΕΛΓΙΟ /ΛΟΥΞΕΜΒΟΥΡΓΟ	11	11	11	11	11
ΑΥΣΤΡΙΑ	12	12	12	12	12
ΙΤΑΛΙΑ	13	13	13	13	13
ΙΡΛΑΝΔΙΑ	14	14	14	14	14
ΙΣΠΑΝΙΑ	15	15	15	15	15
ΡΩΣΙΑ	16	16	16	16	16
ΠΟΛΩΝΙΑ	17	17	17	17	17
ΟΥΓΓΑΡΙΑ	18	18	18	18	18
ΔΗΜΟΚΡΑΤΙΑ ΤΗΣ ΤΣΕΧΙΑΣ	19	19	19	19	19
ΒΟΥΛΓΑΡΙΑ	20	20	20	20	20
ΡΟΥΜΑΝΙΑ	21	21	21	21	21
ΣΛΟΒΑΚΙΑ	22	22	22	22	22
ΠΟΡΤΟΓΑΛΙΑ	23	23	23	23	23
ΙΣΛΑΝΔΙΑ	24	24	24	24	24
ΣΕΡΒΙΑ- ΜΑΥΡΟΒΟΥΝΙΟ	25	25	25	25	25
ΛΙΒΑΝΟΣ	26	26	26	26	26
ΙΟΡΔΑΝΙΑ	27	27	27	27	27
ΑΙΓΥΠΤΟΣ	28	28	28	28	28
ΗΝΩΜΕΝΑ ΑΡΑΒΙΚΑ ΕΜΙΡΑΤΑ	29	29	29	29	29
ΣΑΟΥΔΙΚΗ ΑΡΑΒΙΑ	30	30	30	30	30
ΜΠΑΧΡΕΪΝ	31	31	31	31	31
ΚΟΥΒΕΪΤ	32	32	32	32	32

ΙΣΡΑΗΛ	33	33	33	33	33
ΗΝΩΜΕΝΕΣ ΠΟΛΙΤΕΙΕΣ ΑΜΕΡΙΚΗΣ	34	34	34	34	34
ΚΑΝΑΔΑΣ	35	35	35	35	35
ΑΥΣΤΡΑΛΙΑ	36	36	36	36	36
ΝΟΤΙΟΣ ΑΦΡΙΚΗ	37	37	37	37	37
ΆΛΛΕΣ ΧΩΡΕΣ (διευκρίνισε)	38	38	38	38	38

Συνέχεια:

	Τίτλος 6 ^{ου} Συνεδρίου/ Ταξιδιού Κινήτρων	Τίτλος 7 ^{ου} Συνεδρίου/ Ταξιδιού Κινήτρων	Τίτλος 8 ^{ου} Συνεδρίου/ Ταξιδιού Κινήτρων	Τίτλος 9 ^{ου} Συνεδρίου/ Ταξιδιού Κινήτρων	Τίτλος 10 ^{ου} Συνεδρίου/ Ταξιδιού Κινήτρων
ΗΝΩΜΕΝΟ ΒΑΣΙΛΕΙΟ	1	1	1	1	1
ΓΕΡΜΑΝΙΑ	2	2	2	2	2
<i>ΕΛΛΑΔΑ</i>	3	3	3	3	3
ΣΟΥΗΔΙΑ	4	4	4	4	4
ΝΟΡΒΗΓΙΑ	5	5	5	5	5
ΦΙΛΑΝΔΙΑ	6	6	6	6	6
ΔΑΝΙΑ	7	7	7	7	7
ΓΑΛΛΙΑ	8	8	8	8	8
ΕΛΒΕΤΙΑ	9	9	9	9	9
ΟΛΛΑΝΔΙΑ	10	10	10	10	10
ΒΕΛΓΙΟ /ΛΟΥΞΕΜΒΟΥΡΓΟ	11	11	11	11	11
ΑΥΣΤΡΙΑ	12	12	12	12	12
ΙΤΑΛΙΑ	13	13	13	13	13
ΙΡΛΑΝΔΙΑ	14	14	14	14	14
ΙΣΠΑΝΙΑ	15	15	15	15	15
ΡΩΣΙΑ	16	16	16	16	16
ΠΟΛΩΝΙΑ	17	17	17	17	17
ΟΥΓΓΑΡΙΑ	18	18	18	18	18
ΔΗΜΟΚΡΑΤΙΑ ΤΗΣ ΤΣΕΧΙΑΣ	19	19	19	19	19
ΒΟΥΛΓΑΡΙΑ	20	20	20	20	20
ΡΟΥΜΑΝΙΑ	21	21	21	21	21
ΣΛΟΒΑΚΙΑ	22	22	22	22	22
ΠΟΡΤΟΓΑΛΙΑ	23	23	23	23	23

ΙΣΛΑΝΔΙΑ	24	24	24	24	24
ΣΕΡΒΙΑ- ΜΑΥΡΟΒΟΥΝΙΟ	25	25	25	25	25
ΛΙΒΑΝΟΣ	26	26	26	26	26
ΙΟΡΔΑΝΙΑ	27	27	27	27	27
ΑΙΓΥΠΤΟΣ	28	28	28	28	28
ΗΝΩΜΕΝΑ ΑΡΑΒΙΚΑ ΕΜΙΡΑΤΑ	29	29	29	29	29
ΣΑΟΥΔΙΚΗ ΑΡΑΒΙΑ	30	30	30	30	30
ΜΠΑΧΡΕΪΝ	31	31	31	31	31
ΚΟΥΒΕΪΤ	32	32	32	32	32
ΙΣΡΑΗΛ	33	33	33	33	33
ΗΝΩΜΕΝΕΣ ΠΟΛΙΤΕΙΕΣ ΑΜΕΡΙΚΗΣ	34	34	34	34	34
ΚΑΝΑΔΑΣ	35	35	35	35	35
ΑΥΣΤΡΑΛΙΑ	36	36	36	36	36
ΝΟΤΙΟΣ ΑΦΡΙΚΗ	37	37	37	37	37
ΑΛΛΕΣ ΧΩΡΕΣ (διευκρίνισε)	38	38	38	38	38

4. Μήπως έχει διοργανωθεί κάποια έκθεση στα πλαίσια κάποιου Συνεδρίου/ Ταξιδιού Κινήτρων; Ένα ΝΑΙ ποιο ήταν το θέμα;

	Τίτλος 1 ^{ου} Συνεδρίου/ Ταξιδιού Κινήτρων	Τίτλος 2 ^{ου} Συνεδρίου/ Ταξιδιού Κινήτρων	Τίτλος 3 ^{ου} Συνεδρίου/ Ταξιδιού Κινήτρων	Τίτλος 4 ^{ου} Συνεδρίου/ Ταξιδιού Κινήτρων	Τίτλος 5 ^{ου} Συνεδρίου/ Ταξιδιού Κινήτρων
ΝΑΙ	1 Θέμα	1 Θέμα:	1 Θέμα:	1 Θέμα:	1 Θέμα:
ΟΧΙ	2	2	2	2	2

Συνέχεια:

	Τίτλος 6 ^{ου} Συνεδρίου/ Ταξιδιού Κινήτρων	Τίτλος 7 ^{ου} Συνεδρίου/ Ταξιδιού Κινήτρων	Τίτλος 8 ^{ου} Συνεδρίου/ Ταξιδιού Κινήτρων	Τίτλος 9 ^{ου} Συνεδρίου/ Ταξιδιού Κινήτρων	Τίτλος 10 ^{ου} Συνεδρίου/ Ταξιδιού Κινήτρων
ΝΑΙ	1 Θέμα:	1 Θέμα:	1 Θέμα:	1 Θέμα:	1 Θέμα:
ΟΧΙ	2	2	2	2	2

6. Σε ποια πόλη έχει διεξαχθεί το κάθε ένα Συνέδριο/ Ταξίδι Κινήτρων;

	Τίτλος 1 ^{ου} Συνεδρίου/ Ταξιδιού Κινήτρων	Τίτλος 2 ^{ου} Συνεδρίου/ Ταξιδιού Κινήτρων	Τίτλος 3 ^{ου} Συνεδρίου/ Ταξιδιού Κινήτρων	Τίτλος 4 ^{ου} Συνεδρίου/ Ταξιδιού Κινήτρων	Τίτλος 5 ^{ου} Συνεδρίου/ Ταξιδιού Κινήτρων
Λευκωσία					
Λεμεσός					
Λάρνακα					
Πάφος					
Ελεύθερη Αμμόχωστος					
Άλλού (διευκρίνισε)					
.....					

Συνέχεια:

	Τίτλος 6 ^{ου} Συνεδρίου/ Ταξιδιού Κινήτρων	Τίτλος 7 ^{ου} Συνεδρίου/ Ταξιδιού Κινήτρων	Τίτλος 8 ^{ου} Συνεδρίου/ Ταξιδιού Κινήτρων	Τίτλος 9 ^{ου} Συνεδρίου/ Ταξιδιού Κινήτρων	Τίτλος 10 ^{ου} Συνεδρίου/ Ταξιδιού Κινήτρων
Λευκωσία					
Λεμεσός					
Λάρνακα					
Πάφος					
Ελεύθερη Αμμόχωστος					
Αλλού (διευκρίνισε)					

7. Σε ποιο/ ποιους χώρο/ χώρους διεξήχθησαν οι εργασίες του κάθε ενός Συνεδρίου/ Ταξιδιού Κινήτρων; **(Διευκρινίστε πλήρως εάν έχουν χρησιμοποιηθεί περισσότεροι από ένας χώροι);**

Τίτλος 1 ^{ου} Συνεδρίου/ Ταξιδιού Κινήτρων	Τίτλος 2 ^{ου} Συνεδρίου/ Ταξιδιού Κινήτρων	Τίτλος 3 ^{ου} Συνεδρίου/ Ταξιδιού Κινήτρων	Τίτλος 4 ^{ου} Συνεδρίου/ Ταξιδιού Κινήτρων	Τίτλος 5 ^{ου} Συνεδρίου/ Ταξιδιού Κινήτρων

Συνέχεια:

Τίτλος 6 ^{ου} Συνεδρίου/ Ταξιδιού Κινήτρων	Τίτλος 7 ^{ου} Συνεδρίου/ Ταξιδιού Κινήτρων	Τίτλος 8 ^{ου} Συνεδρίου/ Ταξιδιού Κινήτρων	Τίτλος 9 ^{ου} Συνεδρίου/ Ταξιδιού Κινήτρων	Τίτλος 10 ^{ου} Συνεδρίου/ Ταξιδιού Κινήτρων

8. Ποιες ήταν οι ημερομηνίες διεξαγωγής του κάθε Συνεδρίου/ Ταξιδιού Κινήτρων:

	Τίτλος 1 ^{ου} Συνεδρίου/ Ταξιδιού Κινήτρων	Τίτλος 2 ^{ου} Συνεδρίου/ Ταξιδιού Κινήτρων	Τίτλος 3 ^{ου} Συνεδρίου/ Ταξιδιού Κινήτρων	Τίτλος 4 ^{ου} Συνεδρίου/ Ταξιδιού Κινήτρων	Τίτλος 5 ^{ου} Συνεδρίου/ Ταξιδιού Κινήτρων
Ημερομηνία έναρξης
Ημερομηνία λήξης
Συνολική διάρκεια συνεδρίου

Συνέχεια:

	Τίτλος 6 ^{ου} Συνεδρίου/ Ταξιδιού Κινήτρων	Τίτλος 7 ^{ου} Συνεδρίου/ Ταξιδιού Κινήτρων	Τίτλος 8 ^{ου} Συνεδρίου/ Ταξιδιού Κινήτρων	Τίτλος 9 ^{ου} Συνεδρίου/ Ταξιδιού Κινήτρων	Τίτλος 10 ^{ου} Συνεδρίου/ Ταξιδιού Κινήτρων
Ημερομηνία έναρξης
Ημερομηνία λήξης
Συνολική διάρκεια συνεδρίου

9. Ποια ήταν η συνολική δαπάνη ανά συνέδριο για την συμμετοχή του στο Συνέδριο; (π.χ διαμονή, διατροφή, registration fees, κλπ)

Τίτλος 1 ^{ου} Συνεδρίου/ Ταξιδιού Κινήτρων	Τίτλος 2 ^{ου} Συνεδρίου/ Ταξιδιού Κινήτρων	Τίτλος 3 ^{ου} Συνεδρίου/ Ταξιδιού Κινήτρων	Τίτλος 4 ^{ου} Συνεδρίου/ Ταξιδιού Κινήτρων	Τίτλος 5 ^{ου} Συνεδρίου/ Ταξιδιού Κινήτρων
.....
€.....	€.....	€.....	€.....	€.....

Τίτλος 5 ^{ου} Συνεδρίου/ Ταξιδιού Κινήτρων	Τίτλος 6 ^{ου} Συνεδρίου/ Ταξιδιού Κινήτρων	Τίτλος 7 ^{ου} Συνεδρίου/ Ταξιδιού Κινήτρων	Τίτλος 8 ^{ου} Συνεδρίου/ Ταξιδιού Κινήτρων	Τίτλος 9 ^{ου} Συνεδρίου/ Ταξιδιού Κινήτρων
.....
€.....	€.....	€.....	€.....	€.....

10. Ποιο είναι το όνομα του Διεθνούς Συνδέσμου ή Εταιρείας που έχει οργανώσει το κάθε ένα Συνέδριο/ Ταξίδι Κινήτρων;

Τίτλος 1 ^{ου} Συνεδρίου/ Ταξιδιού Κινήτρων	Τίτλος 2 ^{ου} Συνεδρίου/ Ταξιδιού Κινήτρων	Τίτλος 3 ^{ου} Συνεδρίου/ Ταξιδιού Κινήτρων	Τίτλος 4 ^{ου} Συνεδρίου/ Ταξιδιού Κινήτρων	Τίτλος 5 ^{ου} Συνεδρίου/ Ταξιδιού Κινήτρων
.....
.....

Συνέχεια:

Τίτλος 6 ^{ου} Συνεδρίου/ Ταξιδιού Κινήτρων	Τίτλος 7 ^{ου} Συνεδρίου/ Ταξιδιού Κινήτρων	Τίτλος 8 ^{ου} Συνεδρίου/ Ταξιδιού Κινήτρων	Τίτλος 9 ^{ου} Συνεδρίου/ Ταξιδιού Κινήτρων	Τίτλος 10 ^{ου} Συνεδρίου/ Ταξιδιού Κινήτρων
.....
.....

11. Και ποιο είναι το όνομα του διοργανωτή του κάθε Συνεδρίου/ Ταξιδιού Κινήτρων στην Κύπρο;

Τίτλος 1 ^{ου} Συνεδρίου/ Ταξιδιού Κινήτρων	Τίτλος 2 ^{ου} Συνεδρίου/ Ταξιδιού Κινήτρων	Τίτλος 3 ^{ου} Συνεδρίου/ Ταξιδιού Κινήτρων	Τίτλος 4 ^{ου} Συνεδρίου/ Ταξιδιού Κινήτρων	Τίτλος 5 ^{ου} Συνεδρίου/ Ταξιδιού Κινήτρων
.....
.....

Συνέχεια:

Τίτλος 6 ^{ου} Συνεδρίου/ Ταξιδιού Κινήτρων	Τίτλος 7 ^{ου} Συνεδρίου/ Ταξιδιού Κινήτρων	Τίτλος 8 ^{ου} Συνεδρίου/ Ταξιδιού Κινήτρων	Τίτλος 9 ^{ου} Συνεδρίου/ Ταξιδιού Κινήτρων	Τίτλος 10 ^{ου} Συνεδρίου/ Ταξιδιού Κινήτρων
.....

12. Και ποιο είναι η ιστοσελίδα του κάθε Συνεδρίου/ Ταξιδιού Κινήτρων εάν και εφόσον υπάρχει;

Τίτλος 1 ^{ου} Συνεδρίου/ Ταξιδιού Κινήτρων	Τίτλος 2 ^{ου} Συνεδρίου/ Ταξιδιού Κινήτρων	Τίτλος 3 ^{ου} Συνεδρίου/ Ταξιδιού Κινήτρων	Τίτλος 4 ^{ου} Συνεδρίου/ Ταξιδιού Κινήτρων	Τίτλος 5 ^{ου} Συνεδρίου/ Ταξιδιού Κινήτρων
.....

Συνέχεια:

Τίτλος 6 ^{ου} Συνεδρίου/ Ταξιδιού Κινήτρων	Τίτλος 7 ^{ου} Συνεδρίου/ Ταξιδιού Κινήτρων	Τίτλος 8 ^{ου} Συνεδρίου/ Ταξιδιού Κινήτρων	Τίτλος 9 ^{ου} Συνεδρίου/ Ταξιδιού Κινήτρων	Τίτλος 10 ^{ου} Συνεδρίου/ Ταξιδιού Κινήτρων
.....

13. Ποιος ήταν ο συνολικός αριθμός συνοδευόντων ατόμων για κάθε ένα συνέδριο/ Ταξίδι κινήτρων (**άτομα εκτός των συμμετεχόντων**);

	Τίτλος 1 ^{ου} Συνεδρίου/ Ταξιδιού Κινήτρων	Τίτλος 2 ^{ου} Συνεδρίου/ Ταξιδιού Κινήτρων	Τίτλος 3 ^{ου} Συνεδρίου/ Ταξιδιού Κινήτρων	Τίτλος 4 ^{ου} Συνεδρίου/ Ταξιδιού Κινήτρων	Τίτλος 5 ^{ου} Συνεδρίου/ Ταξιδιού Κινήτρων
Μέχρι 20	1	1	1	1	1
21 μέχρι 50 άτομα	2	2	2	2	2
51 μέχρι 100 άτομα	3	3	3	3	3
101 μέχρι 250 άτομα	4	4	4	4	4
Πάνω από 251 άτομα	5	5	5	5	5

Συνέχεια:

	Τίτλος 6 ^{ου} Συνεδρίου/ Ταξιδιού Κινήτρων	Τίτλος 7 ^{ου} Συνεδρίου/ Ταξιδιού Κινήτρων	Τίτλος 8 ^{ου} Συνεδρίου/ Ταξιδιού Κινήτρων	Τίτλος 9 ^{ου} Συνεδρίου/ Ταξιδιού Κινήτρων	Τίτλος 10 ^{ου} Συνεδρίου/ Ταξιδιού Κινήτρων
Μέχρι 20	1	1	1	1	1
21 μέχρι 50 άτομα	2	2	2	2	2
51 μέχρι 100 άτομα	3	3	3	3	3
101 μέχρι 250 άτομα	4	4	4	4	4
Πάνω από 251 άτομα	5	5	5	5	5