

CTOstatistics

2006



Ten Key Preliminary Findings

10. **48%** of the responses referred to **incentives and 52% of all cases were for events of up to 50 persons**
9. **487** cases representing **39003** participants were included in the sample of the 2006 survey
8. **63%** of the conferences or incentives were European whereas **37% were International**
7. **58%** of the conferences and incentives were done in **Limassol** and **46% of the overall participants stayed in Limassol**
6. **15%** of the conferences and incentives were done in **October**, with May and November following close
5. **71% of corporate conferences** and **69% of incentives** were done in **Limassol**; Nicosia lead the way for association conferences with 28% and governmental conferences with 32%, whereas Limassol was the dominant city in the other two event categories (incentives and corporate conferences)
4. **17%** of conferences and incentives originated from the **UK** whereas **Greece** followed with **15%**
2. **83,5** is the **average number of participants** in all types of conferences and in incentives of the sample
1. **5,3** is the **average number of days** participants stayed at incentives and all types of conferences of the sample

Between January and December 2006, more than 380 organizations were called to contribute to the statistical data collection for Conferences and Incentives in Cyprus which had at least 30% foreigners, had at least one overnight stay in Cyprus and had minimum 50 participants (conferences) or 20 participants (incentives).
The results for the 2006 survey have a margin of error of +/- 5%.

Based on data collected from the sample, knowledge in the C&I industry in Cyprus and projections through industry trends and standards, it is estimated that **the Conferences & Incentives market in Cyprus contributed to the country's economy with more than CYP 35 million in 2006**

Table of Contents

Executive Summary	1
Overview	3
Association Conferences	8
Corporate Conferences	8
Governmental Conferences	9
Incentives	10
Allocation by City	11
<i>Famagusta</i>	11
<i>Larnaca</i>	11
<i>Limassol</i>	12
<i>Nicosia</i>	13
<i>Paphos</i>	13
Allocation of Size of Events by City	15
Number of Participants and Duration	19
Financial Estimates	20
Seasonality	21
Countries	34
Top 20 Countries	55
Appendix – Questionnaire	80

Overview

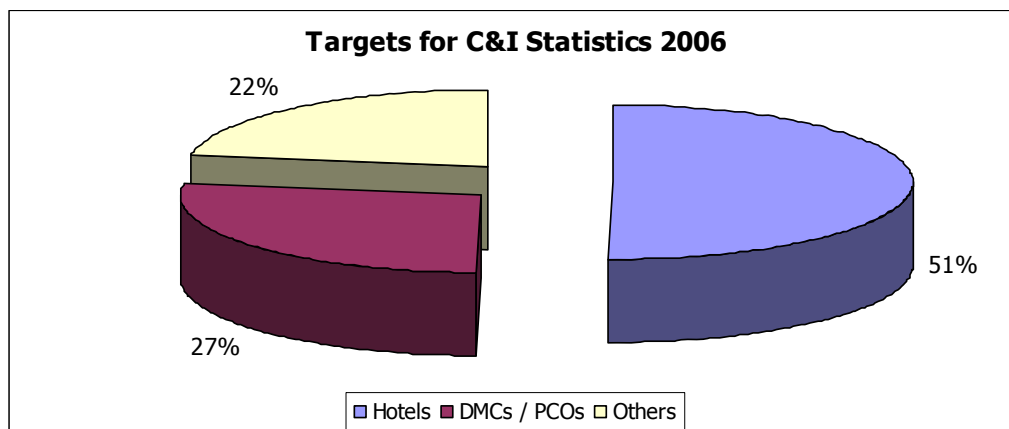
The Cyprus Tourism Organization (CTO) initiated in 2006 a pilot project for the collection of statistical data on (Conferences & Incentives) C&I tourism in Cyprus. The statistical results will enable the CTO compare and position itself in the C&I Tourism market against its competitors in the region and globally, as well as assess the volume of this market in Cyprus. This will enable the CTO plan better for the immediate future in an effort to develop and promote this sector more effectively, since C&I has been set as one of the priorities of the Tourism Strategy for up to 2010.

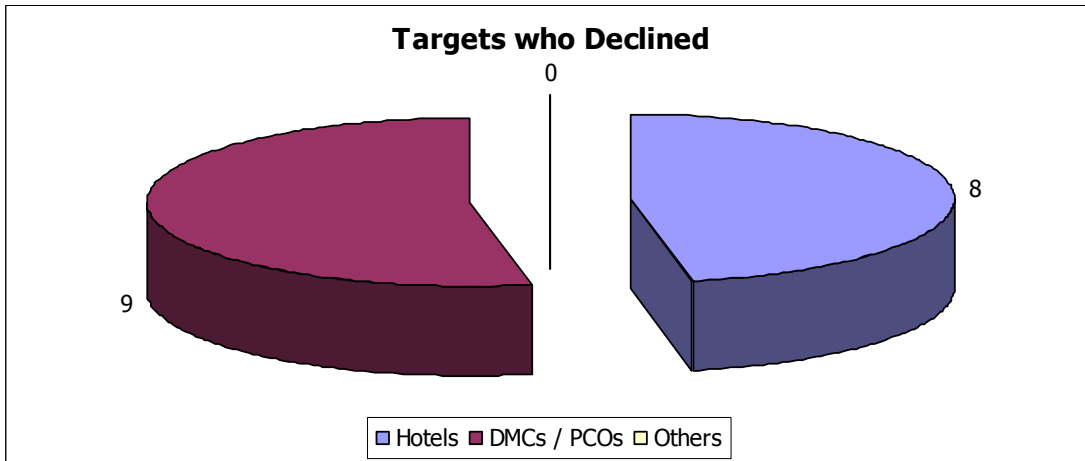
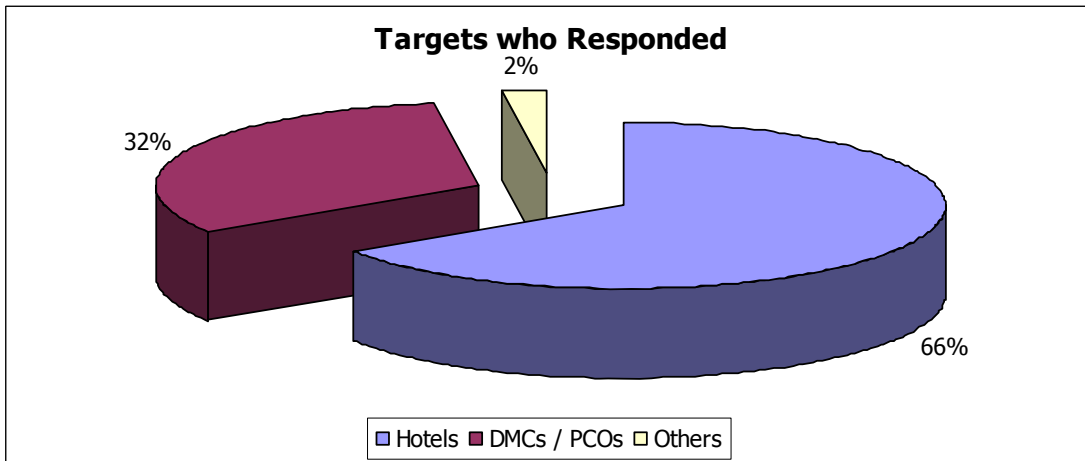
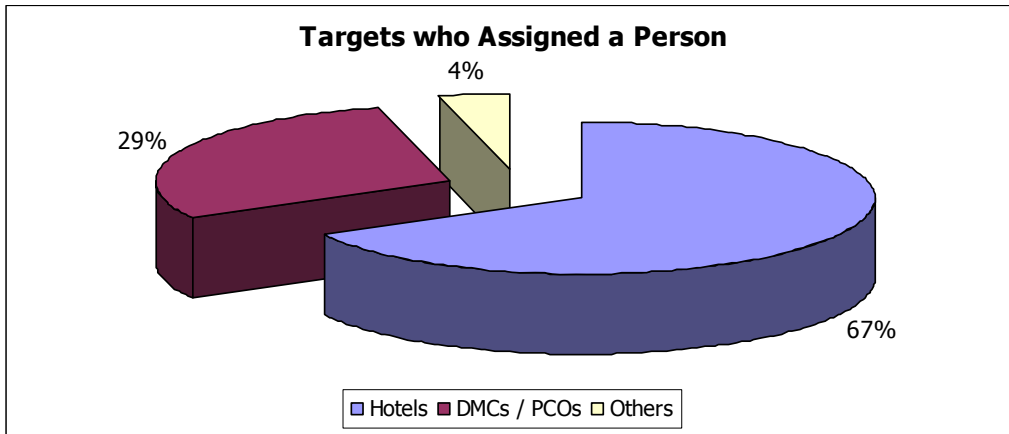
The data collected covers the period between January and December 2006. Stakeholders targeted as responders to the statistical data collection were organizations such as hotels, tour operators, conference organizers, conference venues, governmental and semi-governmental organizations, academic and financial institutions, etc.

During the contracted period, SCS has managed to identify and have regular communication with the targeted stakeholders. Communication was done via email, through a secure online system that contained the CTO approved questionnaire for this project, as well as via fax, over the phone and by personal meetings. The stakeholders were sent regular reminders and there was thorough follow-up for data collection. Data collected were enriched with independently-collected information and analyzed.

The table and graphs below provides a breakdown of the types of stakeholders invited to participate to this research project, those who assigned persons to provide data, those who actually provided data and those who declined to participate.

Target Respondents	Invited	Assigned a Person	Responded	Declined
Venues	193	173	60	8
DMCs / PCOs	104	75	29	9
Others	86	10	2	0
Total	383	258	91	17





It is to be noted that some of the targets who originally declined to provide data at the beginning eventually came back and provided data at a later stage.

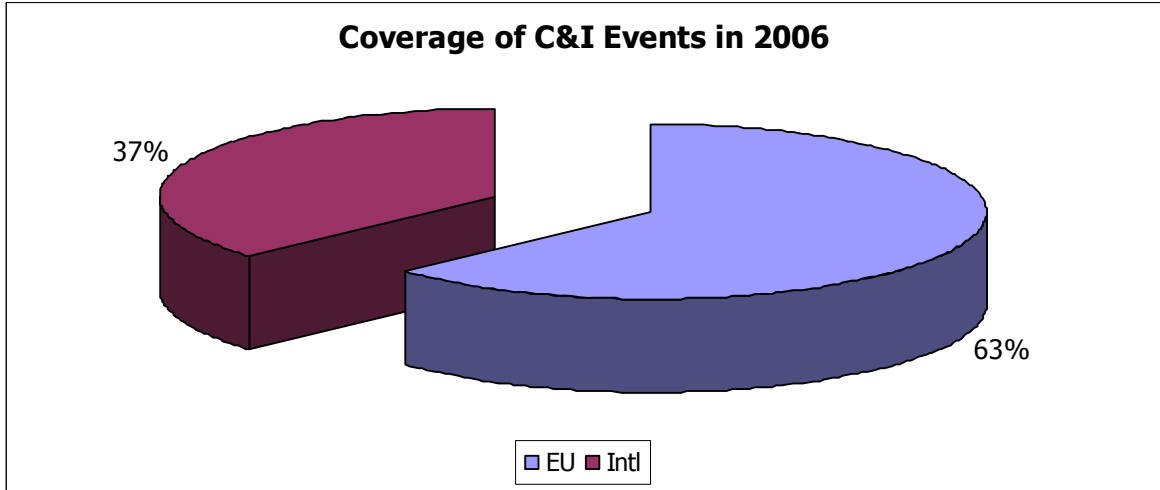
Furthermore, approximately half of the respondents replied that they did not have any data to provide, simply because they did not have C&I events that fulfilled the criteria of this research in 2006. Data analysis and cross-checking data provided from the targets and sourced independently indicated that some targets had not provided information on **all** C&I events they had in 2006 that fulfilled the criteria of the research or indicated that they had none. For this reason, the financial estimates are based on data received, estimated projections based on market knowledge, and international standards and trends of the specific industry.

Most of the data received were from venues. Target venues were all 3* to 5* hotels and unique venues in Cyprus that have meeting facilities. For information purposes, the table below lists some relevant information about the target venues:

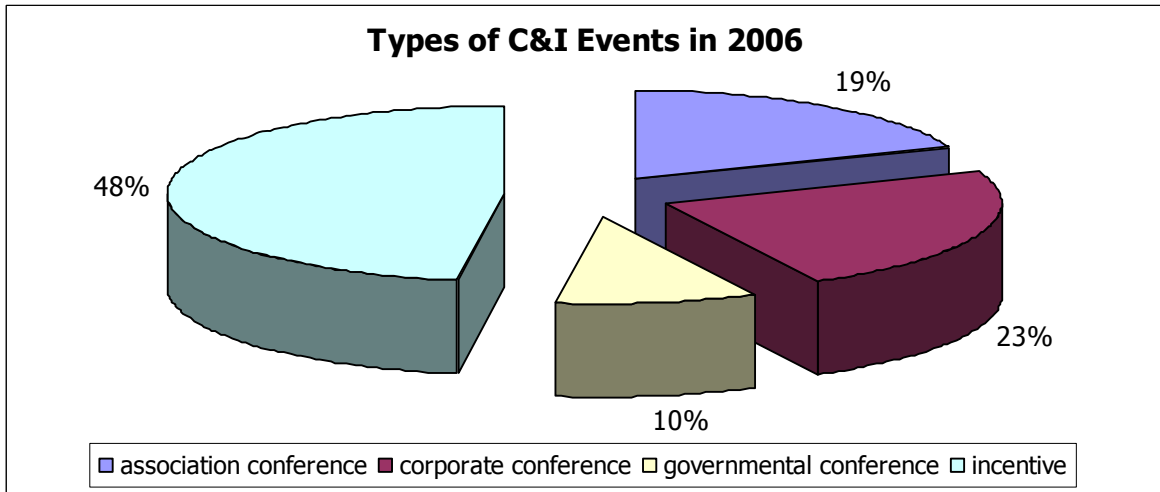
Target Venues: 3*-5* Hotels & Unique Venues	
Total	193
Hotels Without Conference Facilities	31
Closed in 2006	4
Closed for Winter 2006-7	35
Changed Ownership in 2006	5

In view of the fact that some of the respondents failed to provide a breakdown of the countries were participants originated from at the C&I events and just indicated "European" or "International", as agreed with the CTO, events were assigned an "EU" or "Intl" status for comparison purposes. "EU" meant that participants to those events were from the EU 25 countries and "Intl" meant that participants to those events were from any country in the world (other than EU 25) plus any EU 25 country.

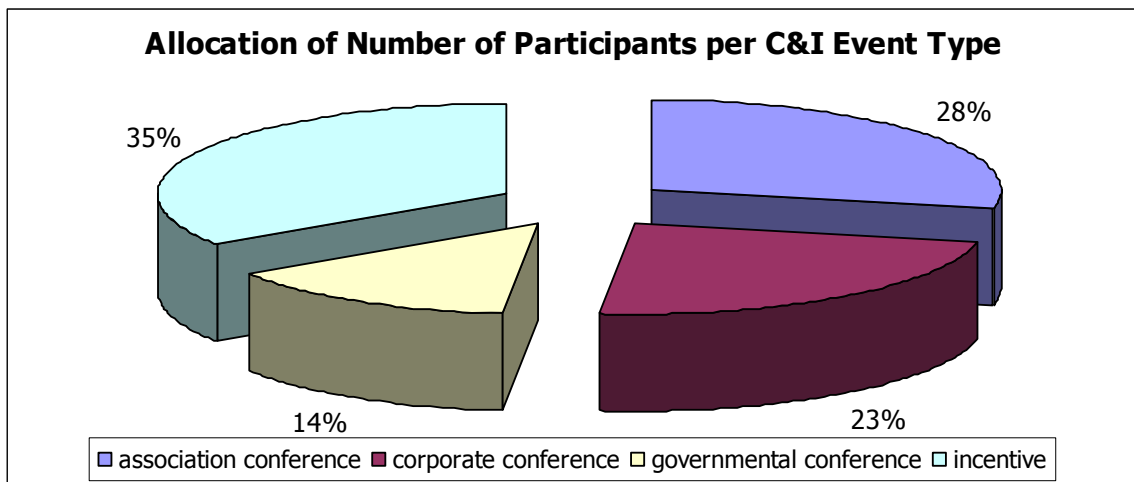
The graph below indicated that 63% of the events had European coverage or that they were with European origin participants.



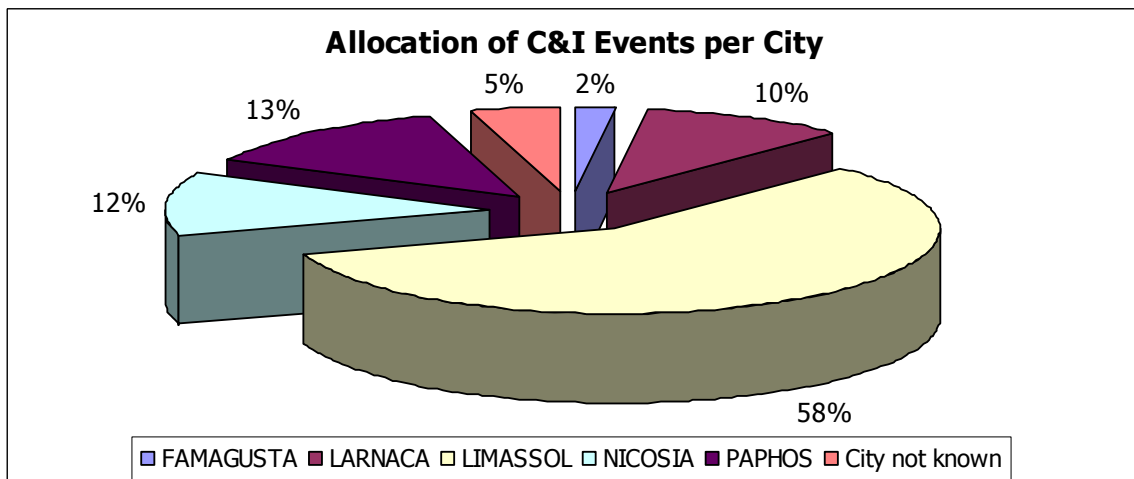
Confirming the preliminary findings of the research for the first six months of 2006, the yearly results indicate that incentives and corporate conferences are the dominant categories in the C&I market in Cyprus with 48% and 23% coverage respectively in number of events.



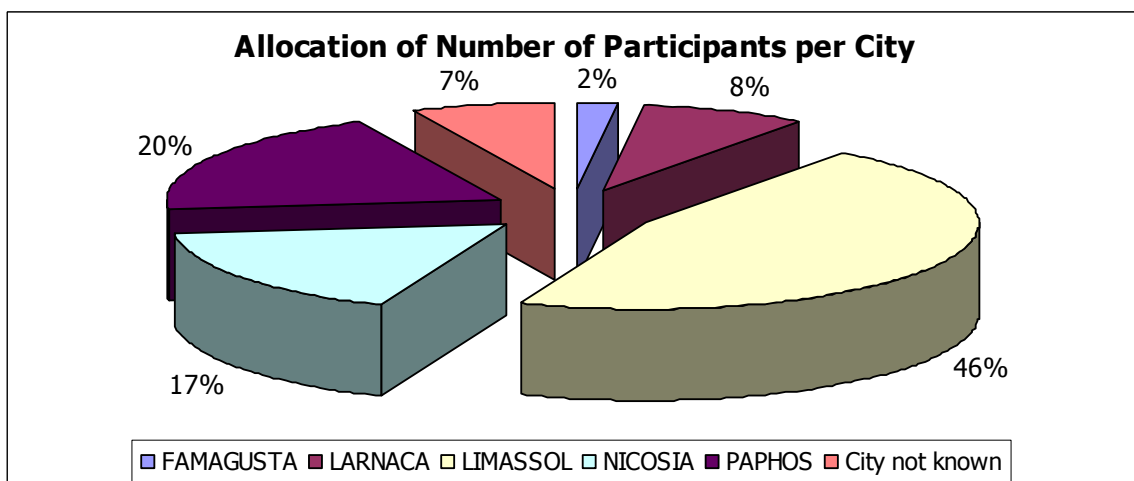
As far as number of participants per event type is concerned, incentives lead the way with 35% and association conferences with 28%.



Overall, Limassol is the city where most C&I events take place. 58% of C&I events are done in Limassol, whereas Paphos ranks a distant 2nd with 13%.

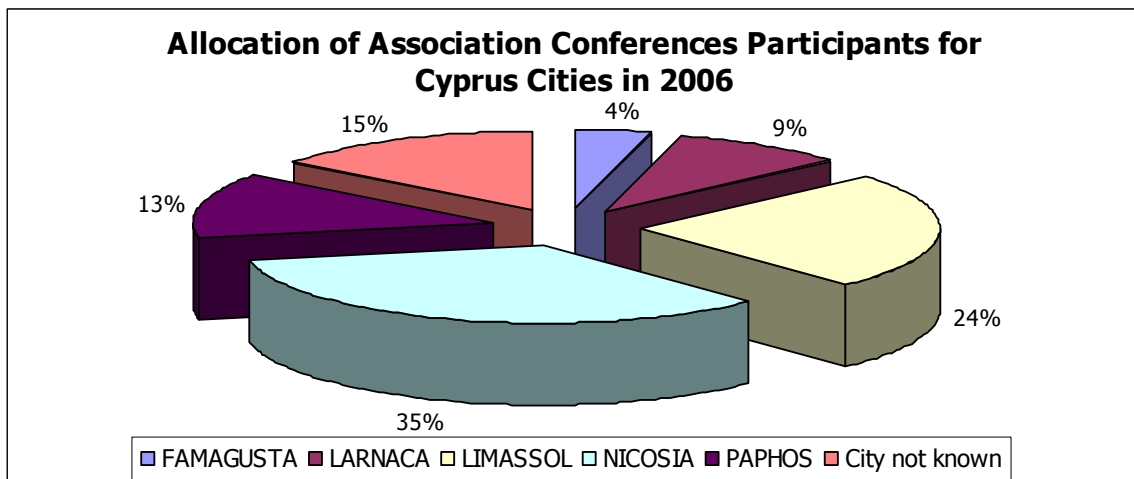
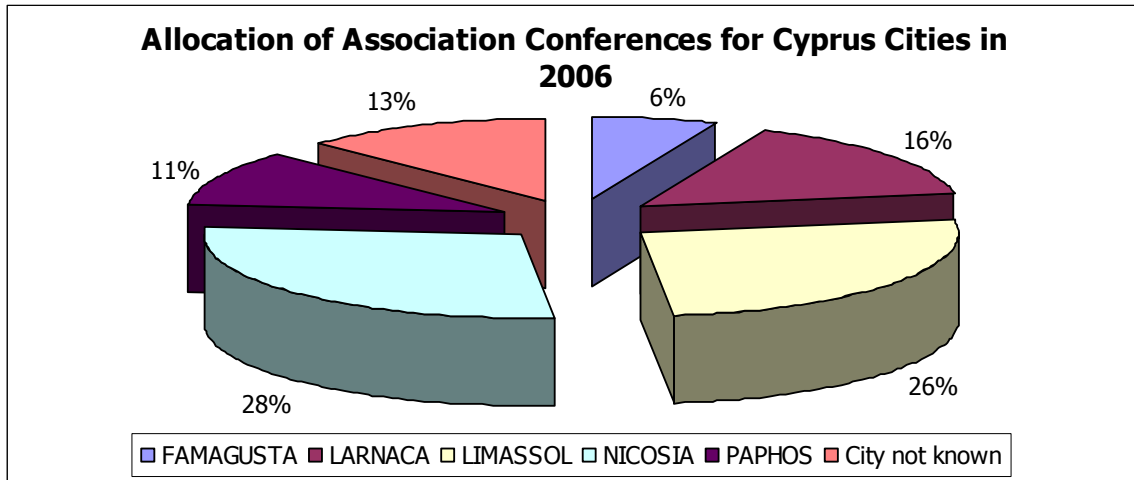


The trend is similar for the leader regarding number of participants: Limassol is 1st with 46%, Paphos 2nd with 20% and Nicosia 3rd with 17%.

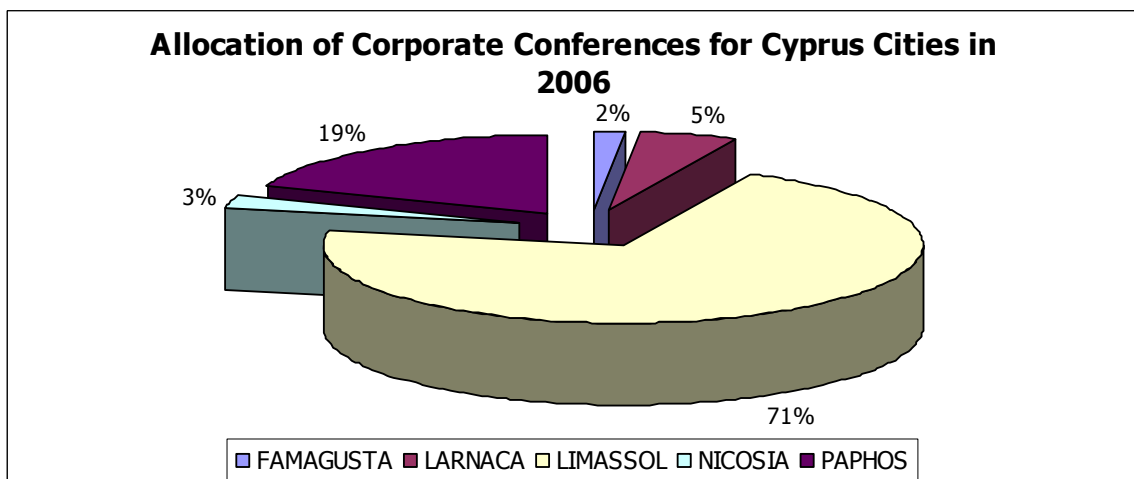


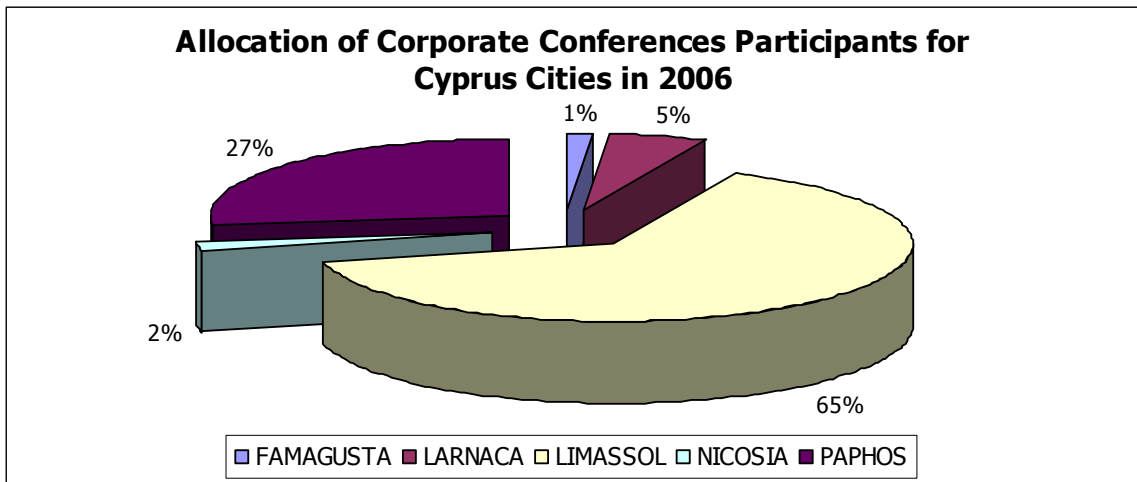
The following graphs depict the allocation of number of events per City by type of event, as well as the allocation of the number of participants to those events.

Association Conferences

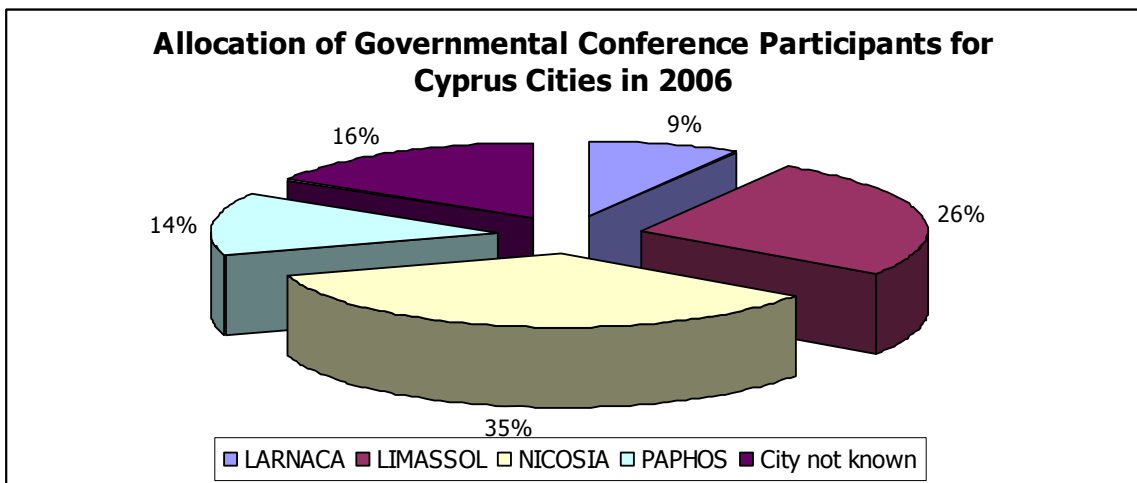
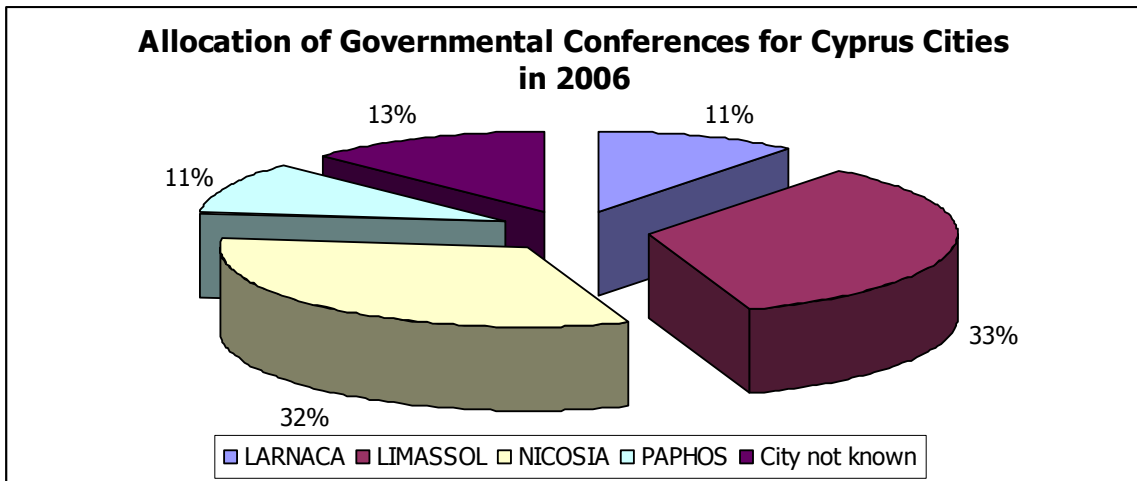


Corporate Conferences

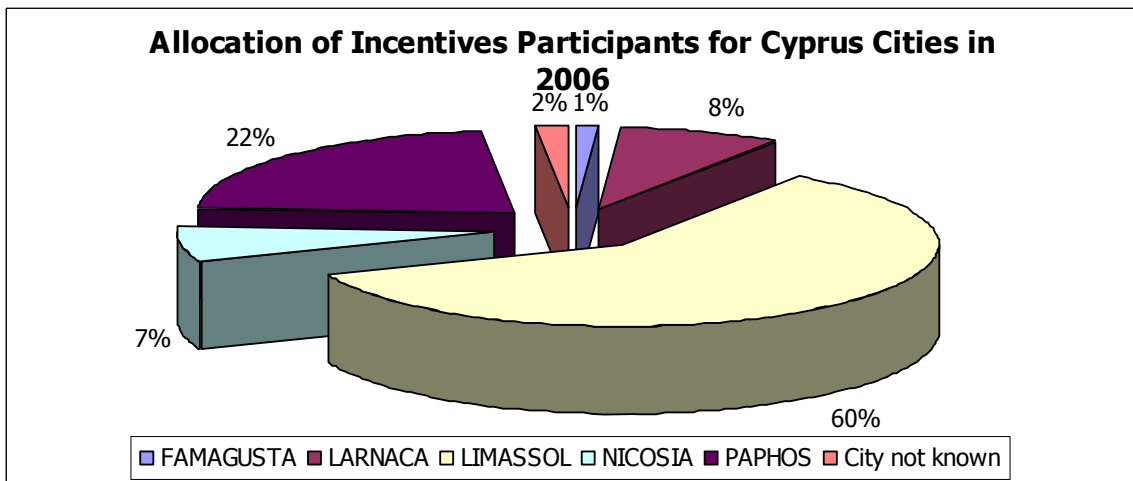
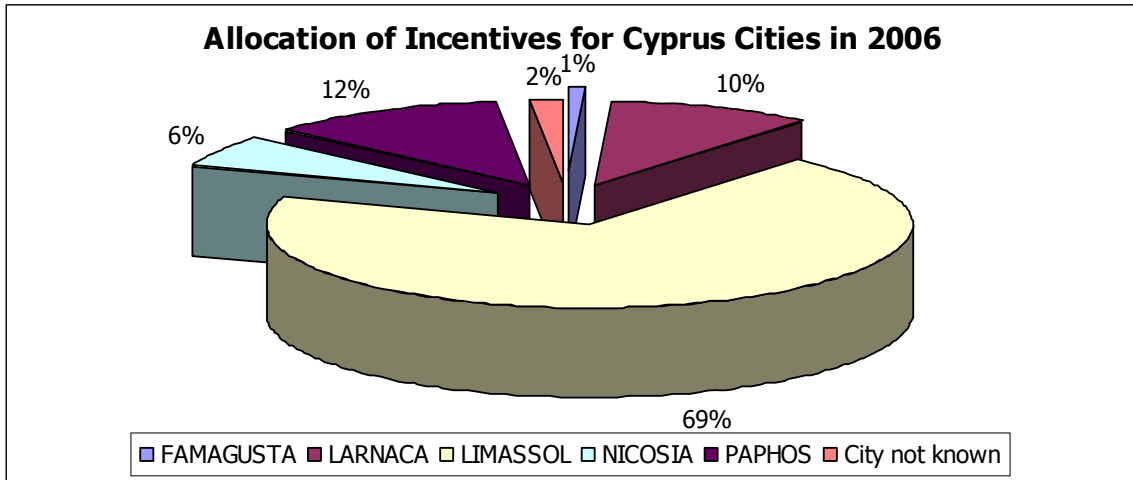




Governmental Conferences



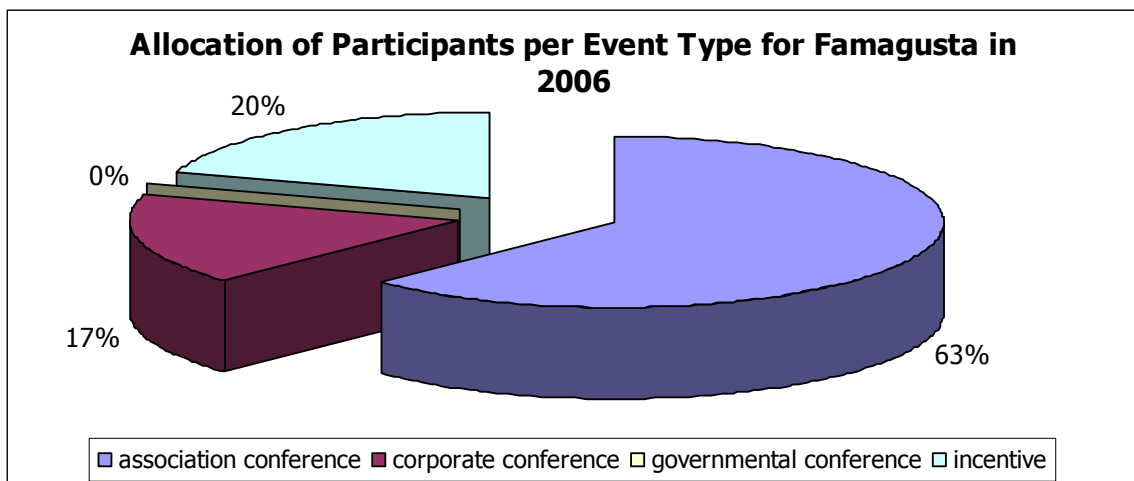
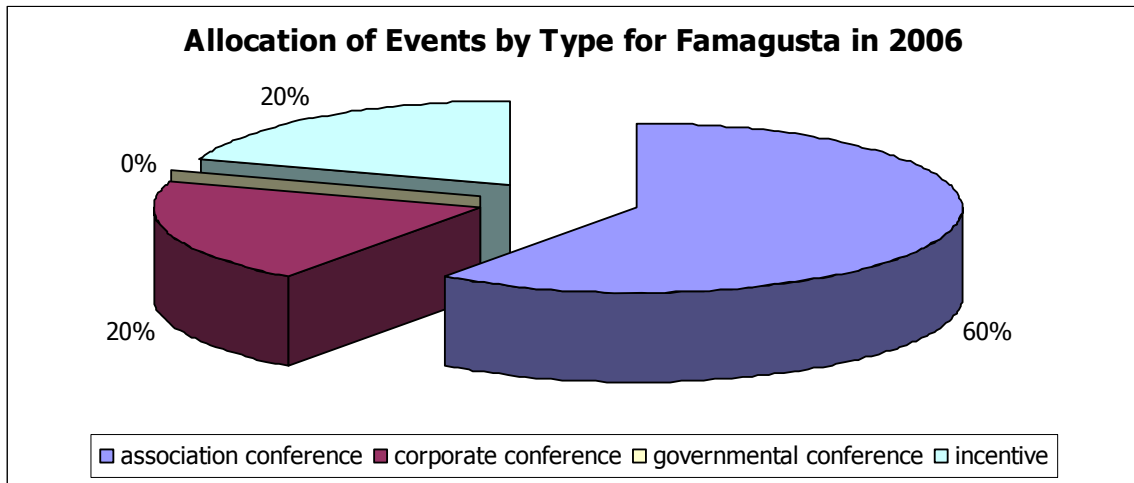
Incentives



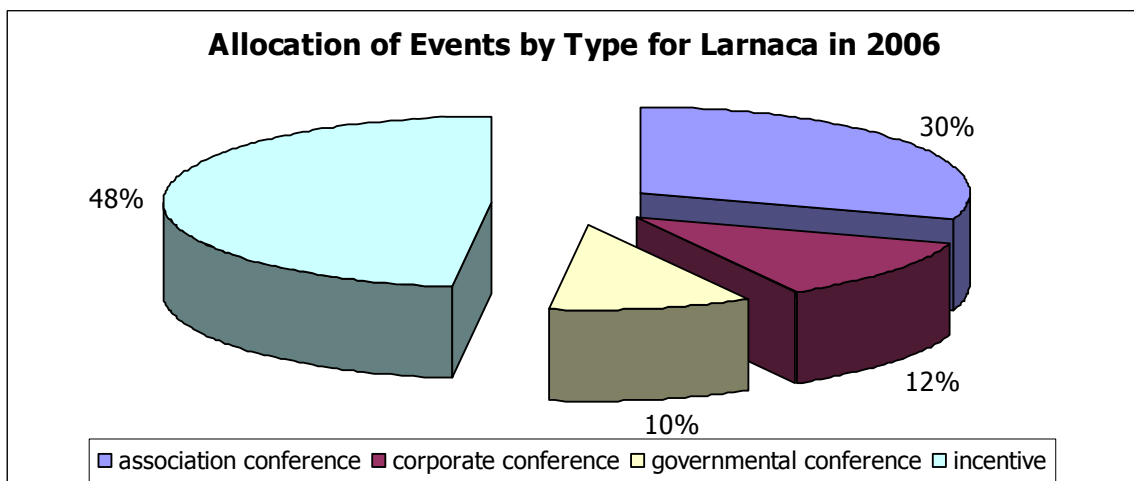
The following graphs depict the allocation of events by type, as well as the allocation of participants to those events for each city. Please note that there were cases where the city name was not provided or sourced, therefore the report includes a listing for "city not known: Cyprus" to cover those events as well.

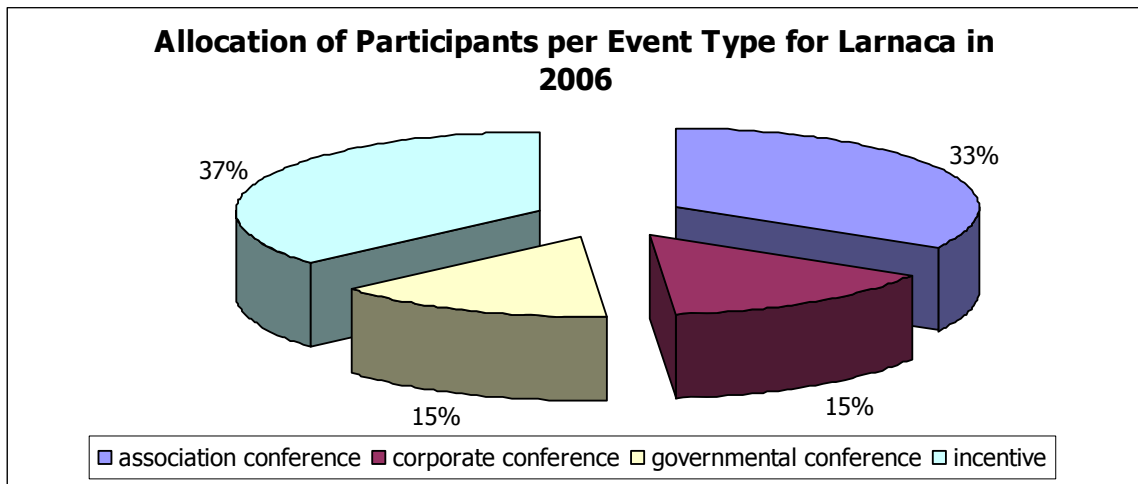
Allocation by City

Famagusta

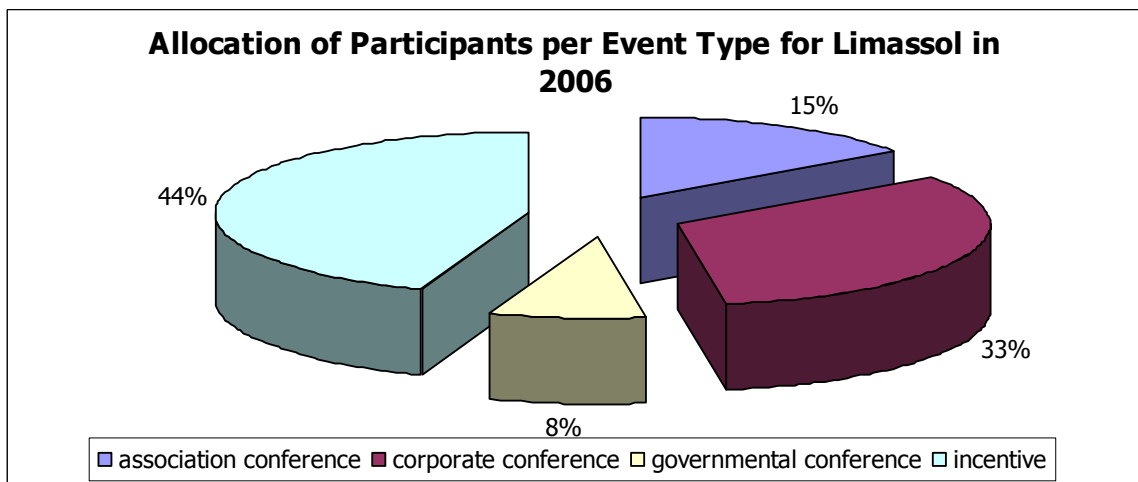
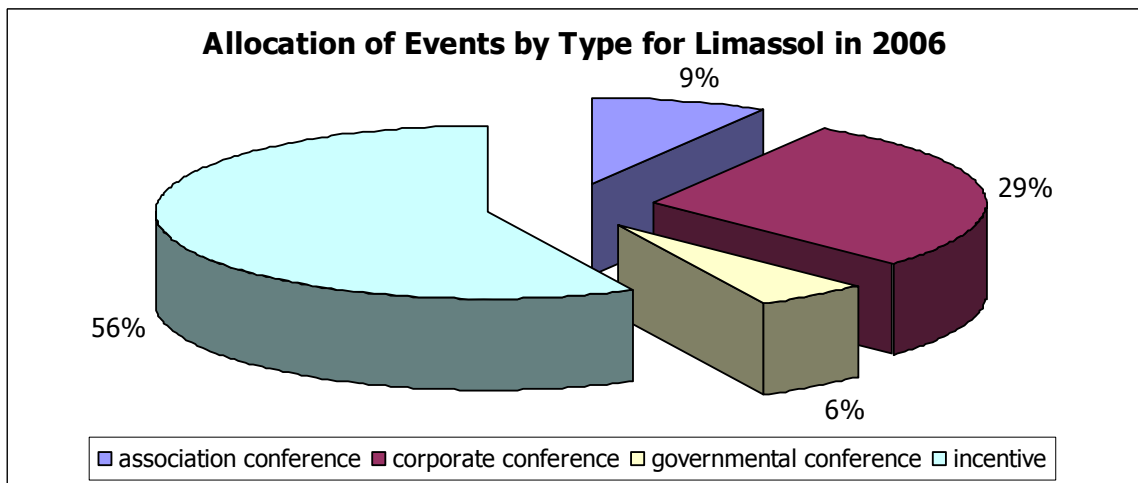


Larnaca

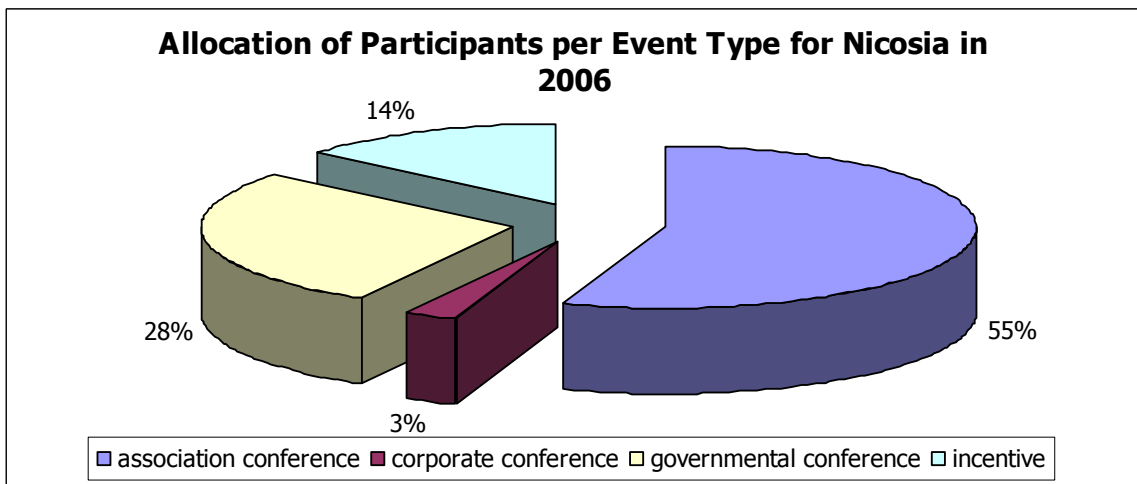
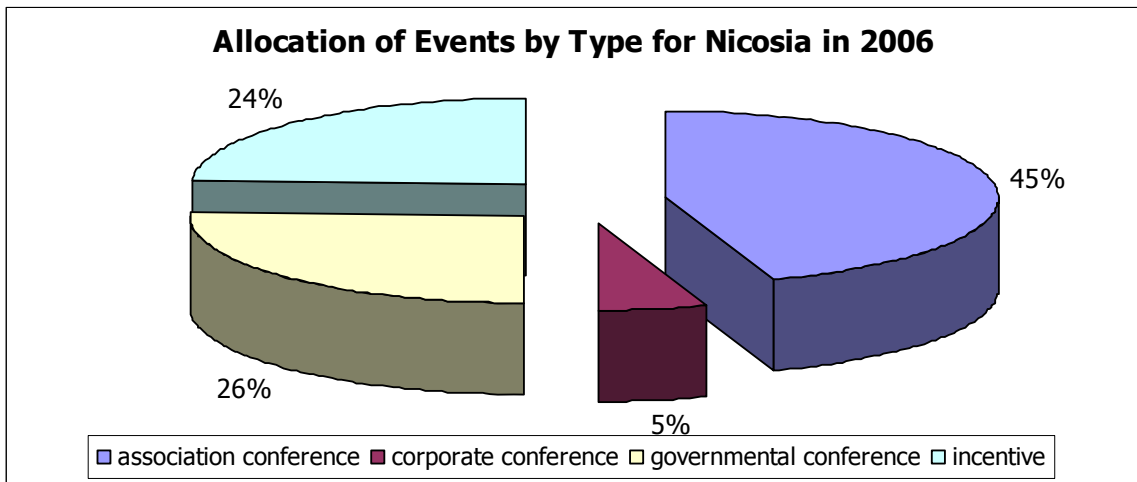




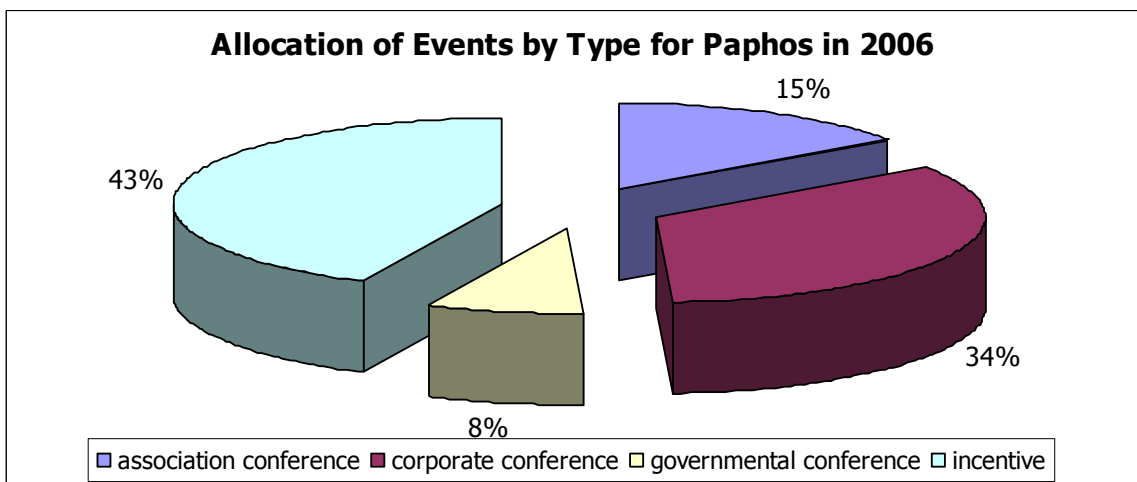
Limassol

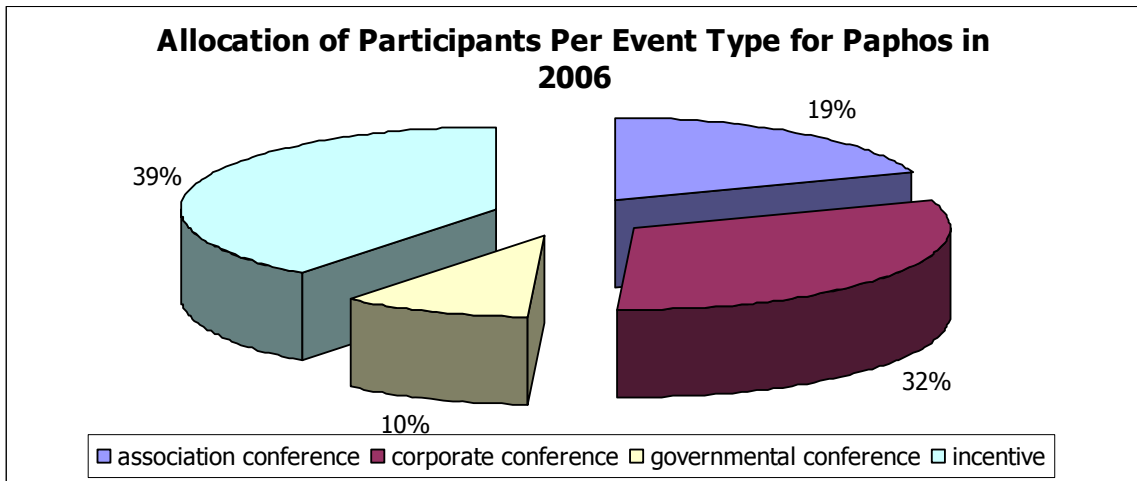


Nicosia

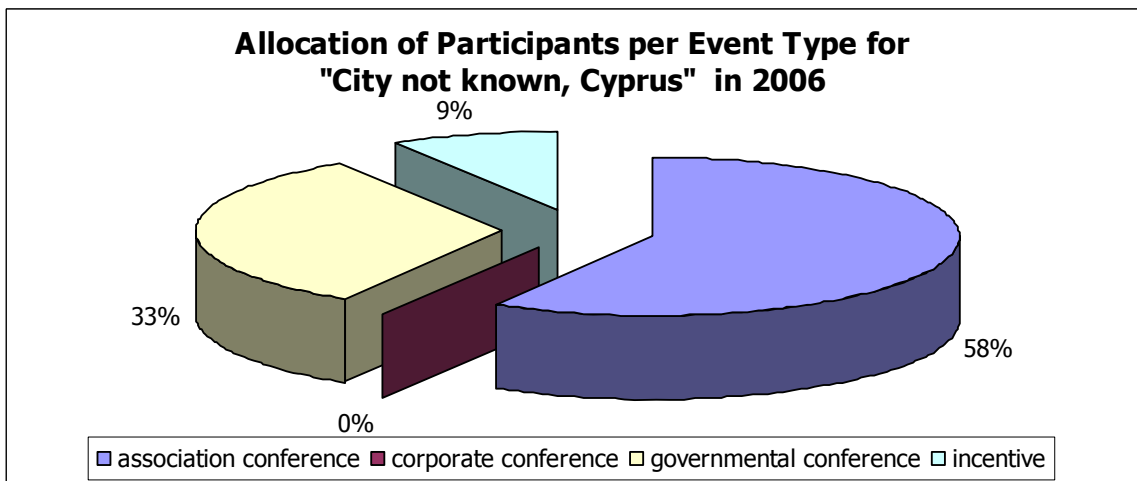
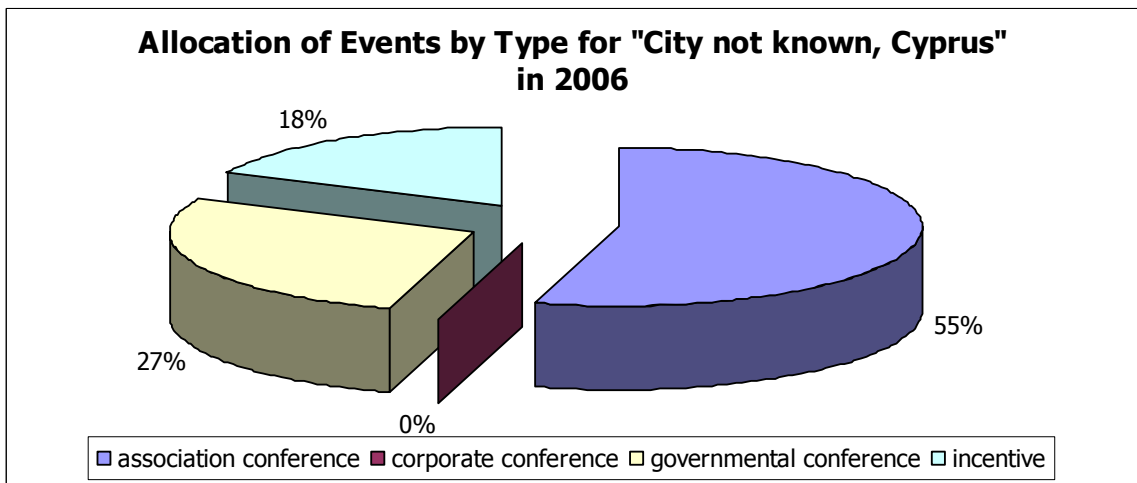


Paphos



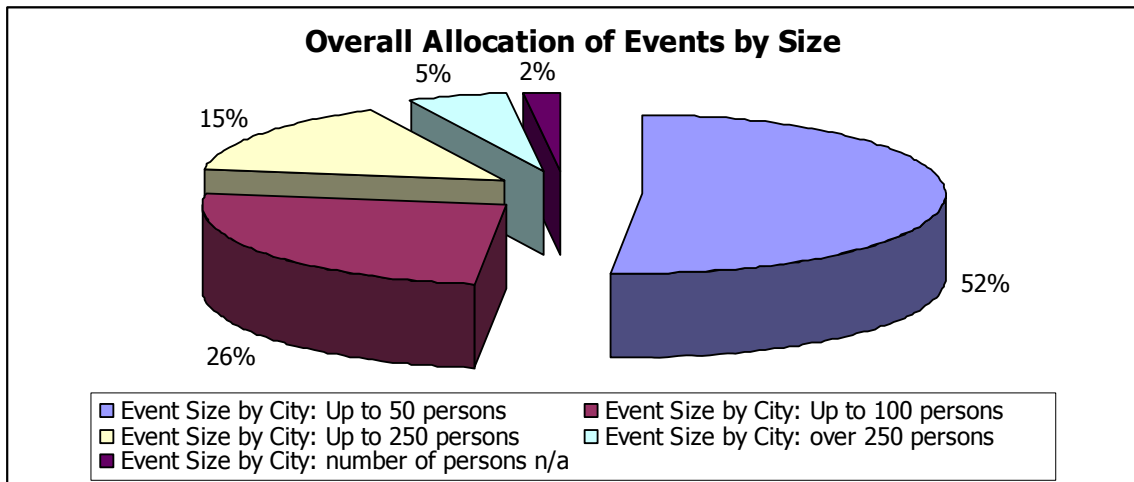


"City not known: Cyprus"

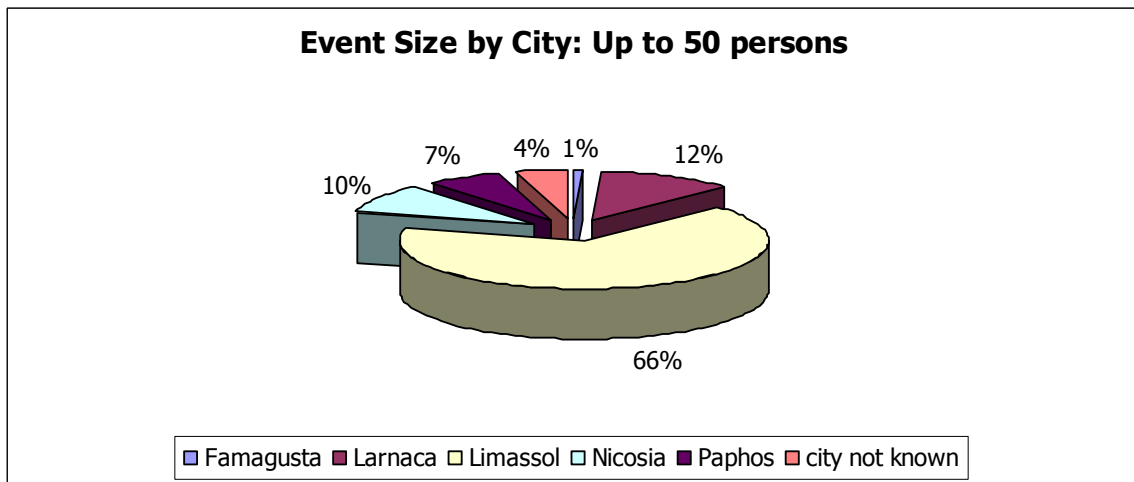


Allocation of Size of Events by City

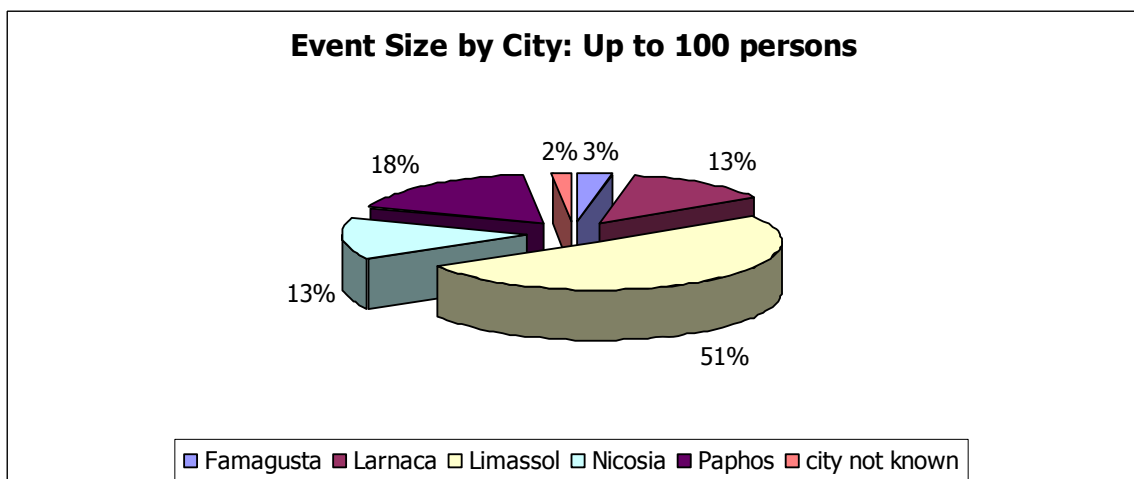
The graphs that follow depict the allocation of events by ranges of numbers of participants, by city. The first graph depicts the overall result:



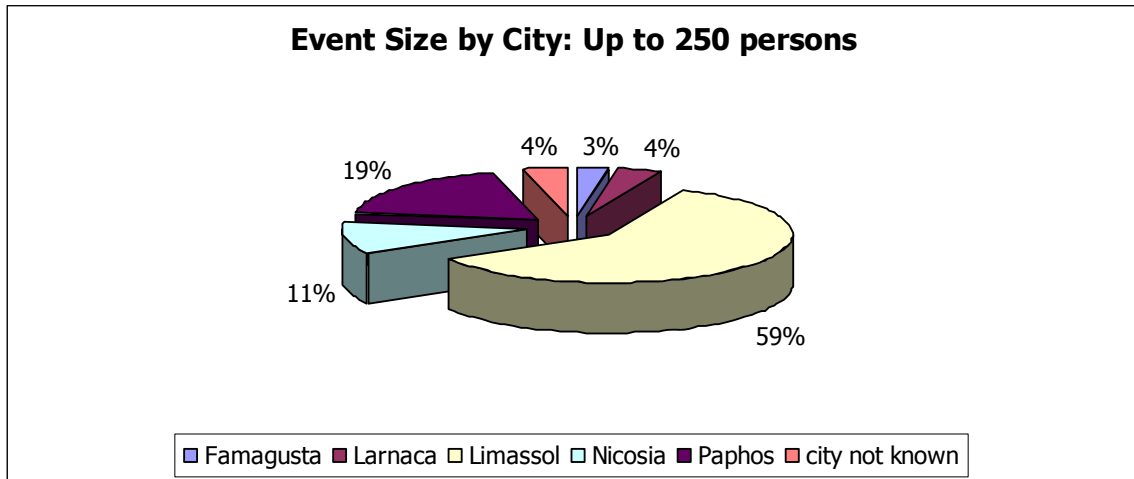
Events up to 50 persons



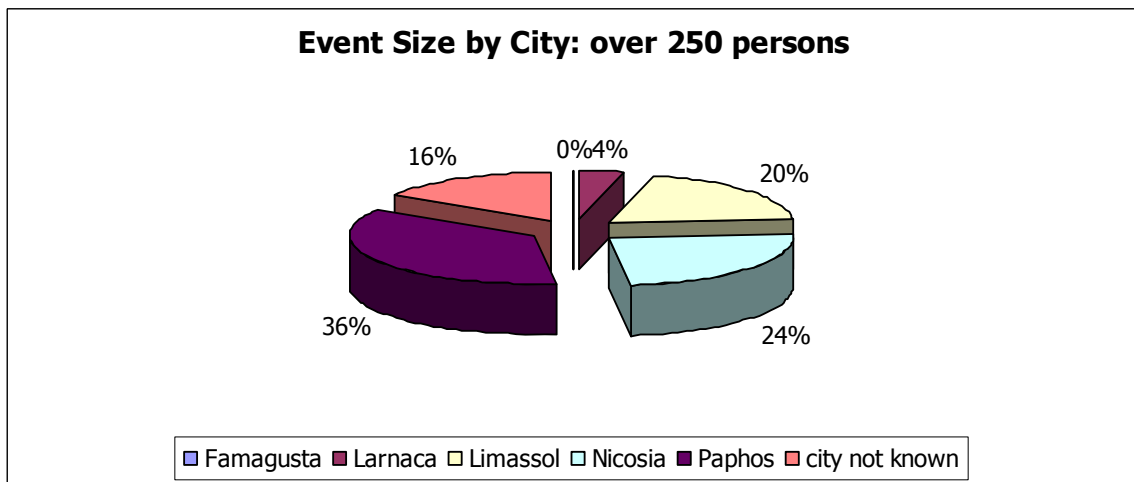
Events up to 100 persons



Events up to 250 persons

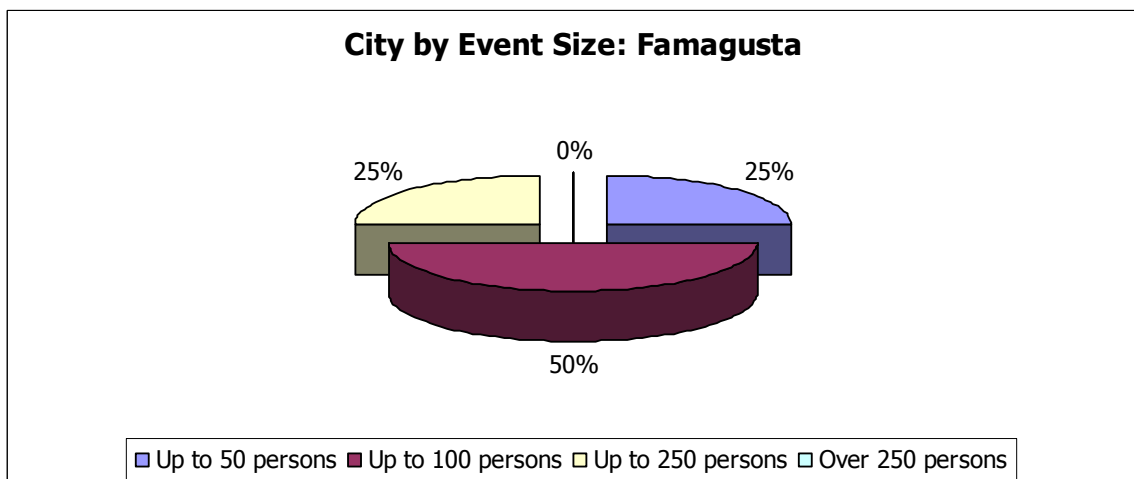


Events over 250 persons

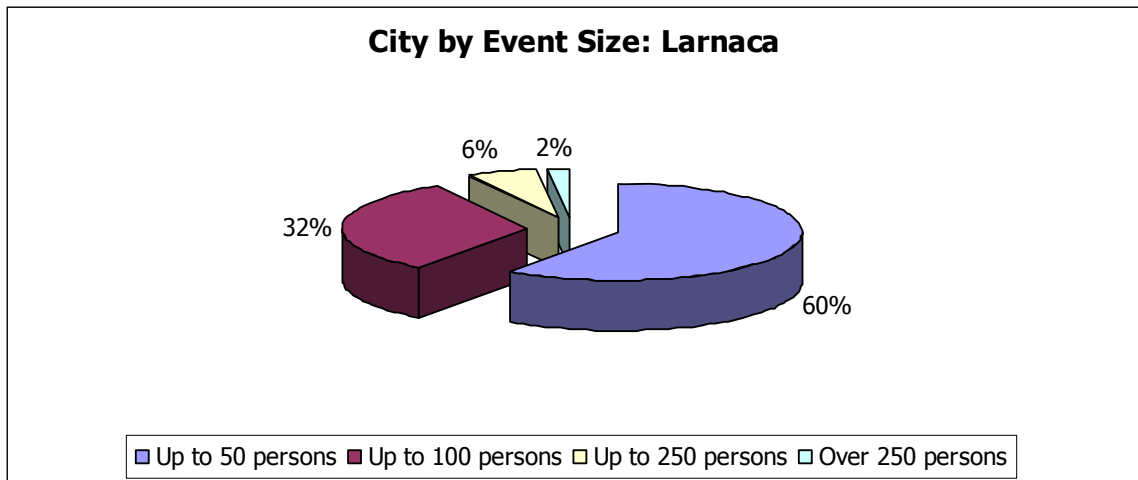


The graphs that follow depict the allocation of events by ranges of numbers of participants per city.

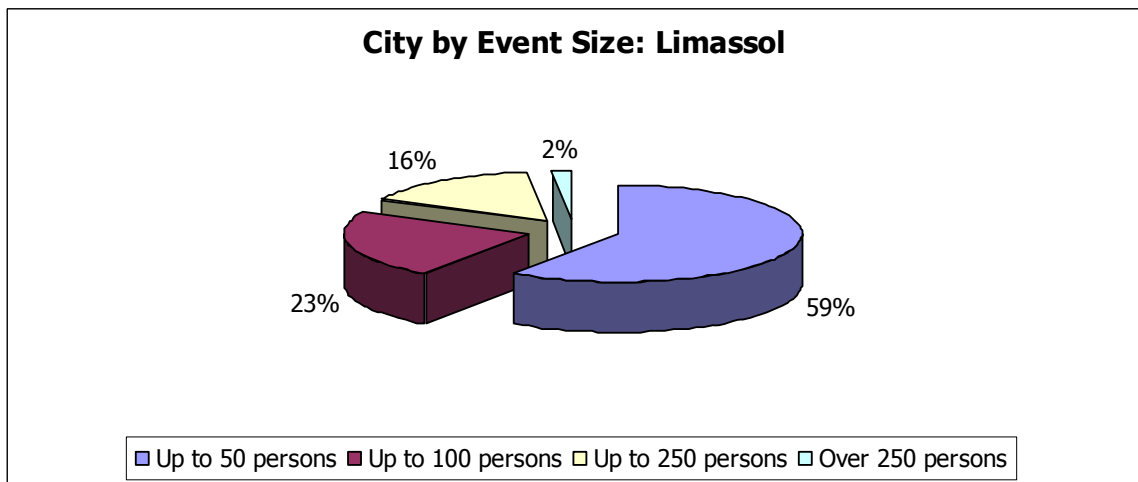
Famagusta



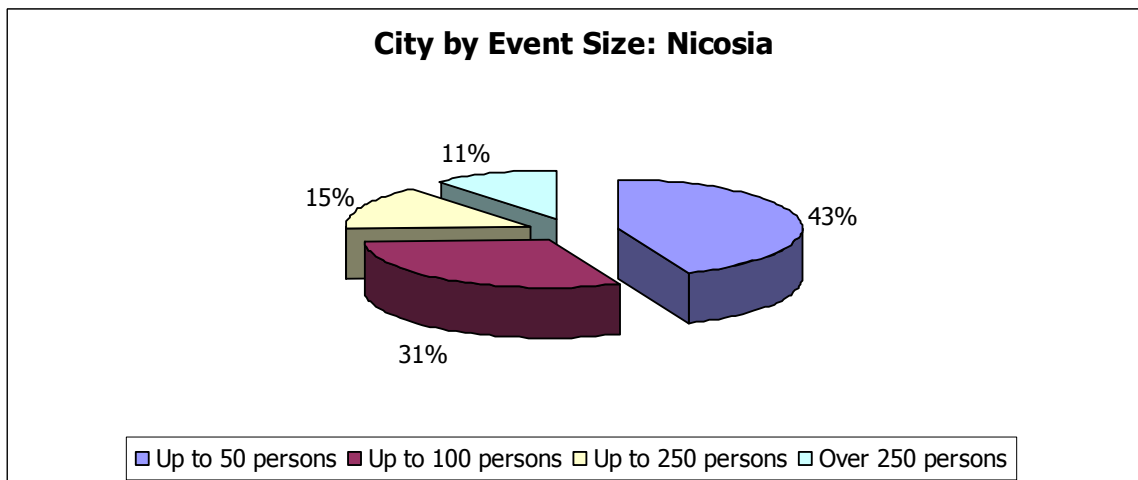
Larnaca



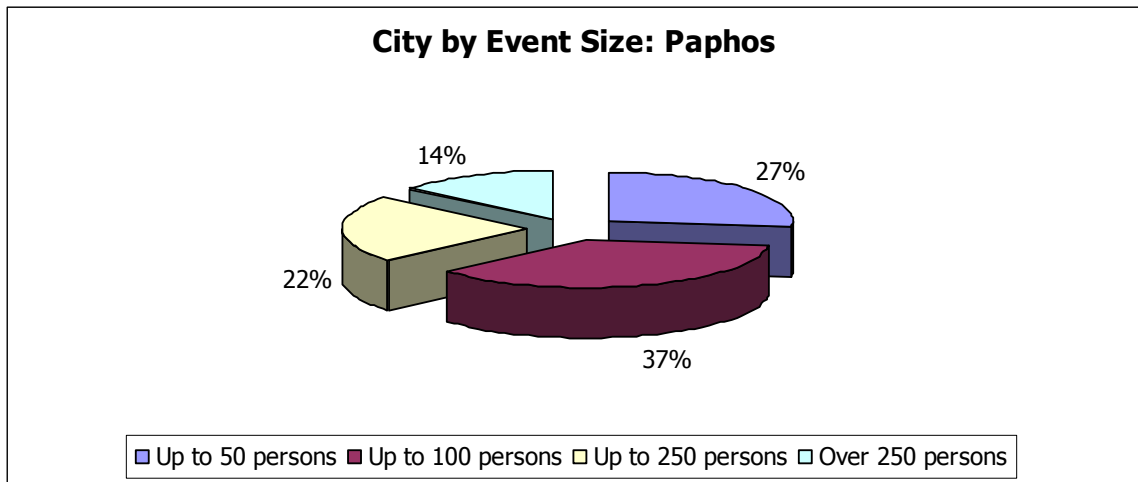
Limassol



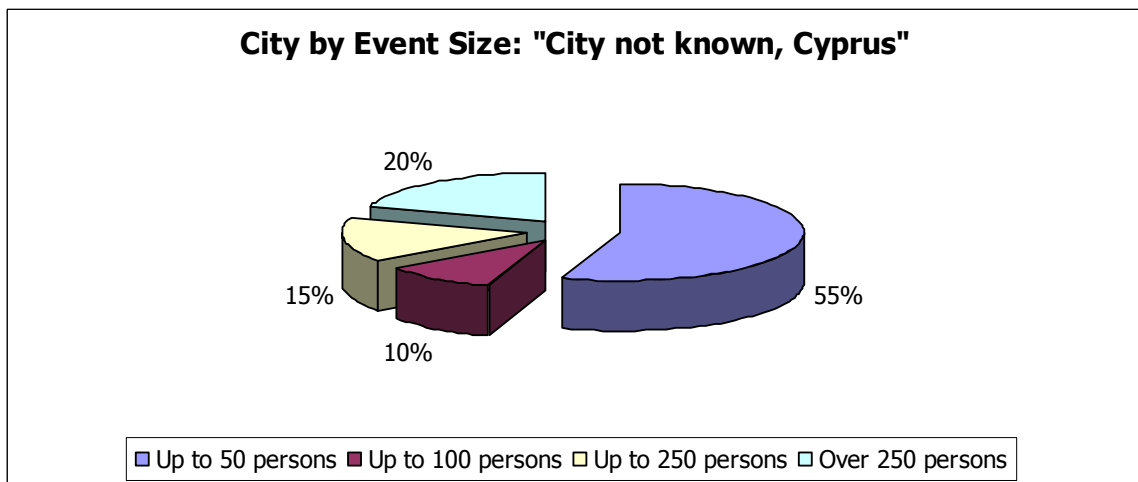
Nicosia



Paphos

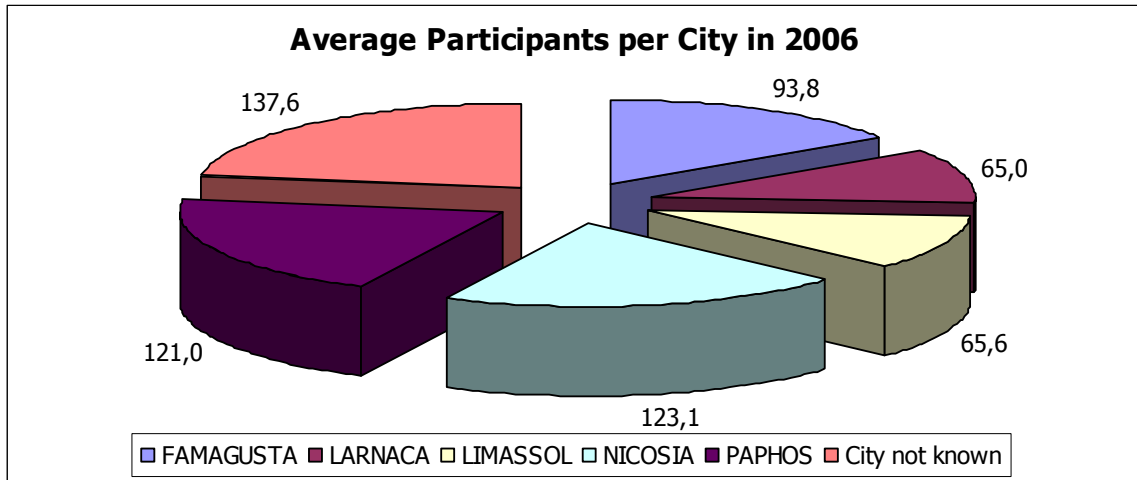


"City not known: Cyprus"

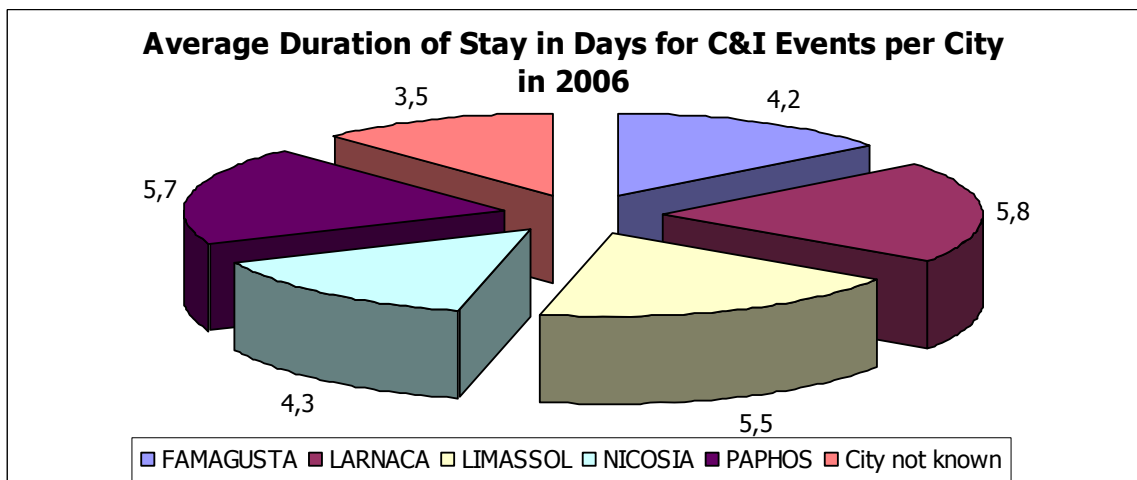


Number of Participants and Duration

Out the total 39003 participants of the sample, the average number of participants per city for 2006 is depicted in the following graph. **The overall average is 83,5 participants.**



Out the total 487 events of the sample, the average duration of stay per city for 2006 is depicted in the following graph. **The overall average is 5,3 days.**



Financial Estimates

Although none of the respondents provided financial data, based on the average numbers of participants, duration, events and market knowledge, we can provide an estimate for C&I events, which amounts to approximately CYP 700,00 per participant for Cyprus in 2006. Assuming that about 26 hotels are those which generate the bulk of the business (more than 80%) in Cyprus for this particular market, taking into consideration the average number of participants and average stay, we can estimate that for 2006 the contribution to the Cyprus economy from C&I events was more than CYP 35 million.

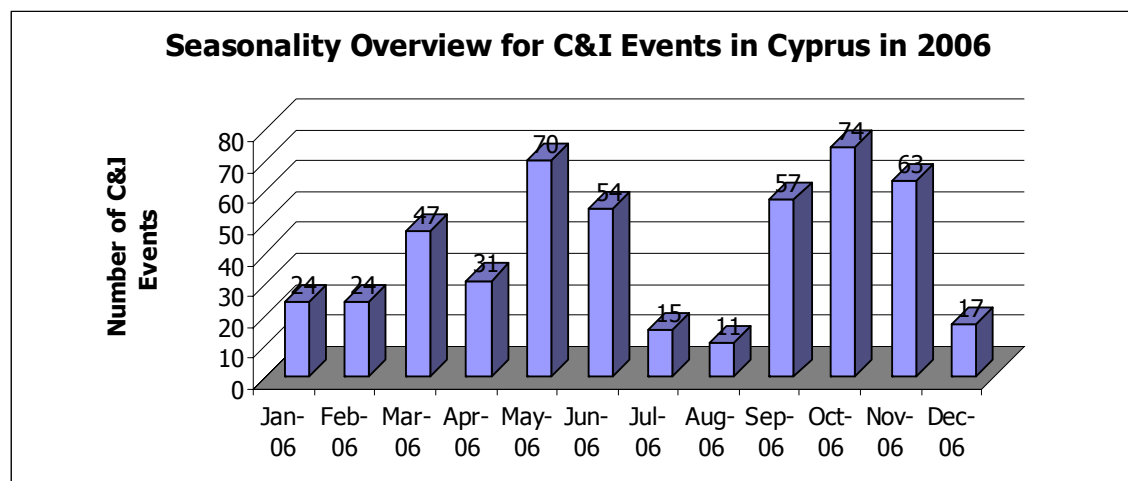
The assumptions used for the estimates are the following:

Estimated Expenditure for Incentives per Participant		
Average duration (=5,3)		4 nights / 5 days
Average cost of hotel	65-70	per person per night B&B
Average cost of transfers	30-40	each, airport transfers only by bus
Average cost of F&B	0	(included in activities)
Average cost of activities (including sports, spa, excursions, etc.)	100-150	per day
Average personal spending (from global stats estimates)	50-100	each
Other gifts to participants	10-15	each, given on at least 90% of occasions
Total per person for Incentives	700	<i>average amount spent per person on average incentives to Cyprus</i>

Estimated Expenditure for Conferences per Delegate		
Average duration (=5,3)		4 nights / 5 days
Average cost of hotel	55-60	per person per night B&B
Average cost of transfers	70-80	each
Average cost of F&B	50-60	each, (most are included in conference)
Average cost for conference registration	80-100	each
Average cost of activities (including sports, spa, excursions, etc.)	50-80	each
Average personal spending (from global stats estimates)	150-200	each
Other	50-60	each, miscellaneous
Total per person for Conferences	700	<i>average amount spent per person on average conferences to Cyprus</i>

Seasonality

It is obvious from the research findings that the seasonality is still an issue; however, the indications are good, especially for the autumn months and can be promising for the winter months. The leading month is October, followed by May and November:



The tables below list the Month Ranking by number of events and number of participants based on the sample:

Month Ranking by Number of Events		Month Ranking by Participants	
Oct-06	74	Oct-06	6073
May-06	70	May-06	5434
Nov-06	63	Nov-06	5140
Sep-06	57	Jun-06	4958
Jun-06	54	Sep-06	4093
Mar-06	47	Mar-06	3168
Apr-06	31	Jan-06	2265
Feb-06	24	Apr-06	2257
Jan-06	24	Dec-06	1666
Dec-06	17	Feb-06	1516
Jul-06	15	Aug-06	1225
Aug-06	11	Jul-06	1208
Grand Total	487	Grand Total	39003

The following table lists the seasonality by month, city, number of events and number of participants, along with what percentage each city is allocated based on the sample:

Seasonality Overview	City	Number of Events		Number of Participants	
Jan-06	LARNACA	1	4,2%	40	1,8%
	LIMASSOL	13	54,2%	862	38,1%
	NICOSIA	5	20,8%	300	13,2%
	PAPHOS	4	16,7%	713	31,5%
	City not known	1	4,2%	350	15,5%
Jan-06 Total		24		2265	
Feb-06	LARNACA	1	4,2%	28	1,8%
	LIMASSOL	15	62,5%	762	50,3%
	NICOSIA	2	8,3%	106	7,0%
	PAPHOS	4	16,7%	570	37,6%
	City not known	2	8,3%	50	3,3%

Seasonality Overview	City	Number of Events		Number of Participants	
Feb-06 Total		24		1516	
Mar-06	FAMAGUSTA	2	4,3%	150	4,7%
	LARNACA	6	12,8%	251	7,9%
	LIMASSOL	29	61,7%	1942	61,3%
	NICOSIA	4	8,5%	104	3,3%
	PAPHOS	4	8,5%	671	21,2%
	City not known	2	4,3%	50	1,6%
Mar-06 Total		47		3168	
Apr-06	LARNACA	5	16,1%	473	21,0%
	LIMASSOL	18	58,1%	713	31,6%
	NICOSIA	5	16,1%	901	39,9%
	PAPHOS	2	6,5%	140	6,2%
	City not known	1	3,2%	30	1,3%
Apr-06 Total		31		2257	
May-06	FAMAGUSTA	1	1,4%	59	1,1%
	LARNACA	5	7,1%	210	3,9%
	LIMASSOL	42	60,0%	2720	50,1%
	NICOSIA	10	14,3%	1111	20,4%
	PAPHOS	9	12,9%	1019	18,8%
	City not known	3	4,3%	315	5,8%
May-06 Total		70		5434	
Jun-06	FAMAGUSTA	1	1,9%	80	1,6%
	LARNACA	6	11,1%	380	7,7%
	LIMASSOL	27	50,0%	2129	42,9%
	NICOSIA	7	13,0%	319	6,4%
	PAPHOS	6	11,1%	615	12,4%
	City not known	7	13,0%	1435	28,9%
Jun-06 Total		54		4958	
Jul-06	FAMAGUSTA	1	6,7%		0,0%
	LARNACA	4	26,7%	543	45,0%
	LIMASSOL	5	33,3%	235	19,5%
	NICOSIA	3	20,0%	325	26,9%
	PAPHOS	2	13,3%	105	8,7%
Jul-06 Total		15		1208	
Aug-06	LIMASSOL	4	36,4%	209	17,1%
	NICOSIA	1	9,1%	44	3,6%
	PAPHOS	5	45,5%	910	74,3%
	City not known	1	9,1%	62	5,1%
Aug-06 Total		11		1225	
Sep-06	FAMAGUSTA	1	1,8%	49	1,2%
	LARNACA	6	10,5%	316	7,7%
	LIMASSOL	37	64,9%	2448	59,8%
	NICOSIA	2	3,5%	591	14,4%
	PAPHOS	10	17,5%	689	16,8%
	City not known	1	1,8%		0,0%
Sep-06 Total		57		4093	
Oct-06	FAMAGUSTA	4	5,4%	412	6,8%
	LARNACA	4	5,4%	220	3,6%
	LIMASSOL	44	59,5%	3025	49,8%
	NICOSIA	9	12,2%	985	16,2%
	PAPHOS	9	12,2%	972	16,0%
	City not known	4	5,4%	459	7,6%
Oct-06 Total		74		6073	

Seasonality Overview	City	Number of Events		Number of Participants	
Nov-06	LARNACA	11	17,5%	621	12,1%
	LIMASSOL	39	61,9%	2667	51,9%
	NICOSIA	5	7,9%	695	13,5%
	PAPHOS	8	12,7%	1157	22,5%
Nov-06 Total		63		5140	
Dec-06	LARNACA	1	5,9%	40	2,4%
	LIMASSOL	9	52,9%	276	16,6%
	NICOSIA	5	29,4%	1289	77,4%
	PAPHOS	2	11,8%	61	3,7%
Dec-06 Total		17		1666	
Grand Total		487		39003	

The following table lists seasonality broken down by month, by event type, city, number of events, number of participants and percentage allocated per city per type of event.

Month	Event Type	City	Number of Events		Number of Participants	
Jan-06	association conference	LARNACA	1	4,2%	40	1,8%
		LIMASSOL	2	8,3%	350	15,5%
		City not known	1	4,2%	350	15,5%
	corporate conference	LIMASSOL	7	29,2%	387	17,1%
		NICOSIA	1	4,2%	21	0,9%
		PAPHOS	1	4,2%	88	3,9%
	governmental conference	LIMASSOL	1	4,2%	44	1,9%
		NICOSIA	2	8,3%	66	2,9%
	incentive	LIMASSOL	3	12,5%	81	3,6%
		NICOSIA	2	8,3%	213	9,4%
PAPHOS		3	12,5%	625	27,6%	
Jan-06 Total			24		2265	
Feb-06	association conference	LIMASSOL	3	12,5%	71	4,7%
		PAPHOS	1	4,2%	250	16,5%
		City not known	1	4,2%	25	1,6%
	corporate conference	LIMASSOL	3	12,5%	149	9,8%
		PAPHOS	1	4,2%	22	1,5%
	governmental conference	LIMASSOL	1	4,2%	88	5,8%
		PAPHOS	1	4,2%	138	9,1%
	incentive	City not known	1	4,2%	25	1,6%
		LARNACA	1	4,2%	28	1,8%
		LIMASSOL	8	33,3%	454	29,9%
NICOSIA		2	8,3%	106	7,0%	
PAPHOS		1	4,2%	160	10,6%	
Feb-06 Total			24		1516	
Mar-06	association conference	LARNACA	1	2,1%	35	1,1%
		LIMASSOL	1	2,1%	30	0,9%
		NICOSIA	1	2,1%	20	0,6%
		City not known	1	2,1%	30	0,9%
	corporate conference	LIMASSOL	9	19,1%	665	21,0%
	governmental conference	NICOSIA	2	4,3%	60	1,9%
	incentive	City not known	1	2,1%	20	0,6%
		FAMAGUSTA	2	4,3%	150	4,7%
		LARNACA	5	10,6%	216	6,8%

Month	Event Type	City	Number of Events		Number of Participants	
		LIMASSOL	19	40,4%	1247	39,4%
		NICOSIA	1	2,1%	24	0,8%
		PAPHOS	4	8,5%	671	21,2%
Mar-06 Total			47		3168	
Apr-06	association conference	LARNACA	2	6,5%	300	13,3%
		LIMASSOL	2	6,5%	195	8,6%
		NICOSIA	4	12,9%	879	38,9%
		City not known	1	3,2%	30	1,3%
	corporate conference	LARNACA	1	3,2%	25	1,1%
		LIMASSOL	3	9,7%	108	4,8%
		PAPHOS	1	3,2%	80	3,5%
	governmental conference	LIMASSOL	1	3,2%	33	1,5%
		PAPHOS	1	3,2%	60	2,7%
	incentive	LARNACA	2	6,5%	148	6,6%
		LIMASSOL	12	38,7%	377	16,7%
		NICOSIA	1	3,2%	22	1,0%
Apr-06 Total			31		2257	
May-06	association conference	FAMAGUSTA	1	1,4%	59	1,1%
		LARNACA	1	1,4%	65	1,2%
		LIMASSOL	5	7,1%	348	6,4%
		NICOSIA	4	5,7%	690	12,7%
		PAPHOS	2	2,9%	220	4,0%
		City not known	2	2,9%	95	1,7%
	corporate conference	LIMASSOL	9	12,9%	532	9,8%
		NICOSIA	1	1,4%	86	1,6%
	governmental conference	LIMASSOL	3	4,3%	380	7,0%
		NICOSIA	2	2,9%	141	2,6%
		City not known	1	1,4%	220	4,0%
	incentive	LARNACA	4	5,7%	145	2,7%
		LIMASSOL	25	35,7%	1460	26,9%
		NICOSIA	3	4,3%	194	3,6%
		PAPHOS	7	10,0%	799	14,7%
May-06 Total			70		5434	
Jun-06	association conference	FAMAGUSTA	1	1,9%	80	1,6%
		LARNACA	1	1,9%	40	0,8%
		LIMASSOL	5	9,3%	784	15,8%
		NICOSIA	5	9,3%	191	3,9%
		PAPHOS	1	1,9%		0,0%
		City not known	5	9,3%	1085	21,9%
	corporate conference	LARNACA	1	1,9%	200	4,0%
		LIMASSOL	7	13,0%	476	9,6%
		PAPHOS	2	3,7%	500	10,1%
	governmental conference	LARNACA	3	5,6%	140	2,8%
		LIMASSOL	1	1,9%	220	4,4%
		NICOSIA	1	1,9%	85	1,7%
		City not known	2	3,7%	350	7,1%
	incentive	LARNACA	1	1,9%	0	0,0%
		LIMASSOL	14	25,9%	649	13,1%
		NICOSIA	1	1,9%	43	0,9%
		PAPHOS	3	5,6%	115	2,3%
Jun-06 Total			54		4958	

Month	Event Type	City	Number of Events		Number of Participants		
Jul-06	association conference	FAMAGUSTA	1	6,7%		0,0%	
		LARNACA	1	6,7%	63	5,2%	
		NICOSIA	1	6,7%	50	4,1%	
	corporate conference	LARNACA	1	6,7%	90	7,5%	
		LIMASSOL	3	20,0%	184	15,2%	
		PAPHOS	1	6,7%	45	3,7%	
	governmental conference	LARNACA	1	6,7%	300	24,8%	
		LIMASSOL	1	6,7%	25	2,1%	
		NICOSIA	2	13,3%	275	22,8%	
	incentive	LARNACA	1	6,7%	90	7,5%	
		LIMASSOL	1	6,7%	26	2,2%	
		PAPHOS	1	6,7%	60	5,0%	
	Jul-06 Total			15		1208	
	Aug-06	association conference	PAPHOS	3	20,0%	800	65,3%
		corporate conference	LIMASSOL	3	20,0%	175	14,3%
PAPHOS			1	6,7%	50	4,1%	
governmental conference		NICOSIA	1	6,7%	44	3,6%	
incentive		LIMASSOL	1	6,7%	34	2,8%	
		PAPHOS	1	6,7%	60	4,9%	
		City not known	1	6,7%	62	5,1%	
Aug-06 Total			11		1225		
Sep-06	association conference	LARNACA	4	7,0%	263	6,4%	
		NICOSIA	1	1,8%	510	12,5%	
		City not known	1	1,8%		0,0%	
	corporate conference	FAMAGUSTA	1	1,8%	49	1,2%	
		LIMASSOL	19	33,3%	1679	41,0%	
		NICOSIA	1	1,8%	81	2,0%	
	governmental conference	PAPHOS	5	8,8%	356	8,7%	
		LIMASSOL	1	1,8%	140	3,4%	
		LARNACA	2	3,5%	53	1,3%	
		LIMASSOL	17	29,8%	629	15,4%	
	PAPHOS	5	8,8%	333	8,1%		
Sep-06 Total			57		4093		
Oct-06	association conference	FAMAGUSTA	3	4,1%	330	5,4%	
		LARNACA	3	4,1%	195	3,2%	
		LIMASSOL	2	2,7%	376	6,2%	
		NICOSIA	4	5,4%	562	9,3%	
	corporate conference	FAMAGUSTA	1	1,4%	82	1,4%	
		LIMASSOL	9	12,2%	831	13,7%	
		PAPHOS	4	5,4%	602	9,9%	
	governmental conference	LARNACA	1	1,4%	25	0,4%	
		LIMASSOL	3	4,1%	172	2,8%	
		NICOSIA	2	2,7%	165	2,7%	
		PAPHOS	2	2,7%	190	3,1%	
		City not known	1	1,4%	280	4,6%	
		incentive	LIMASSOL	30	40,5%	1646	27,1%
	NICOSIA		3	4,1%	258	4,2%	
	PAPHOS		3	4,1%	180	3,0%	
City not known	3		4,1%	179	2,9%		
Oct-06 Total			74		6073		
Nov-06	association conference	LIMASSOL	4	6,3%	541	10,5%	

Month	Event Type	City	Number of Events		Number of Participants	
		NICOSIA	4	6,3%	624	12,1%
		PAPHOS	3	4,8%	202	3,9%
	corporate conference	LARNACA	3	4,8%	165	3,2%
		LIMASSOL	6	9,5%	565	11,0%
		PAPHOS	4	6,3%	605	11,8%
	governmental conference	LIMASSOL	4	6,3%	320	6,2%
		PAPHOS	1	1,6%	350	6,8%
	incentive	LARNACA	8	12,7%	456	8,9%
		LIMASSOL	25	39,7%	1241	24,1%
		NICOSIA	1	1,6%	71	1,4%
Nov-06 Total			63		5140	
Dec-06	association conference	LARNACA	1	5,9%	40	2,4%
		NICOSIA	2	11,8%	220	13,2%
	corporate conference	LIMASSOL	3	17,6%	118	7,1%
		PAPHOS	2	11,8%	61	3,7%
	governmental conference	NICOSIA	3	17,6%	1069	64,2%
	incentive	LIMASSOL	6	35,3%	158	9,5%
Dec-06 Total			17		1666	
Grand Total			487		39003	

The following table lists the monthly breakdown by region where participants to events originate from. The breakdown is by city for number of events and number of participants:

Seasonality Breakdown by Region and City			Number of C&I Events	Number of Participants
Jan-06	EU	LARNACA	1	40
		LIMASSOL	9	381
		NICOSIA	4	277
		PAPHOS	1	88
		City not known	1	350
	<i>EU Total</i>		16	1136
	Intl	LIMASSOL	4	481
		NICOSIA	1	23
		PAPHOS	3	625
	<i>Intl Total</i>		8	1129
Jan-06 Total			24	2265
Feb-06	EU	LIMASSOL	10	393
		NICOSIA	2	106
		PAPHOS	2	388
		City not known	1	25
	<i>EU Total</i>		15	912
	Intl	LARNACA	1	28
		LIMASSOL	5	369
		PAPHOS	2	182
		City not known	1	25
	<i>Intl Total</i>		9	604
Feb-06 Total			24	1516
Mar-06	EU	FAMAGUSTA	1	30
		LARNACA	2	66
		LIMASSOL	17	773
		NICOSIA	3	84
		PAPHOS	4	671
		City not known	2	50

Seasonality Breakdown by Region and City			Number of C&I Events	Number of Participants
	<i>EU Total</i>		29	1674
	Intl	FAMAGUSTA	1	120
		LARNACA	4	185
		LIMASSOL	12	1169
		NICOSIA	1	20
	<i>Intl Total</i>		18	1494
Mar-06 Total			47	3168
Apr-06	EU	LARNACA	1	98
		LIMASSOL	14	392
		NICOSIA	3	372
		PAPHOS	2	140
	<i>EU Total</i>		20	1002
	Intl	LARNACA	4	375
		LIMASSOL	4	321
		NICOSIA	2	529
		City not known	1	30
	<i>Intl Total</i>		11	1255
Apr-06 Total			31	2257
May-06	EU	LARNACA	4	145
		LIMASSOL	27	1621
		NICOSIA	5	333
		PAPHOS	8	719
		City not known	3	315
	<i>EU Total</i>		47	3133
	Intl	FAMAGUSTA	1	59
		LARNACA	1	65
		LIMASSOL	15	1099
		NICOSIA	5	778
		PAPHOS	1	300
	<i>Intl Total</i>		23	2301
May-06 Total			70	5434
Jun-06	EU	FAMAGUSTA	1	80
		LARNACA	2	40
		LIMASSOL	12	451
		NICOSIA	5	319
		PAPHOS	4	291
		City not known	6	1185
	<i>EU Total</i>		30	2366
	Intl	LARNACA	4	340
		LIMASSOL	15	1678
		NICOSIA	2	
		PAPHOS	2	324
		City not known	1	250
	<i>Intl Total</i>		24	2592
Jun-06 Total			54	4958
Jul-06	EU	LIMASSOL	2	115
		NICOSIA	2	275
	<i>EU Total</i>		4	390
	Intl	FAMAGUSTA	1	
		LARNACA	4	543
		LIMASSOL	3	120
		NICOSIA	1	50

Seasonality Breakdown by Region and City			Number of C&I Events	Number of Participants
		PAPHOS	2	105
	<i>Intl Total</i>		<i>11</i>	<i>818</i>
Jul-06 Total			15	1208
Aug-06	EU	LIMASSOL	1	90
		NICOSIA	1	44
		PAPHOS	2	110
		City not known	1	62
	<i>EU Total</i>		<i>5</i>	<i>306</i>
	Intl	LIMASSOL	3	119
		PAPHOS	3	800
	<i>Intl Total</i>		<i>6</i>	<i>919</i>
Aug-06 Total			11	1225
Sep-06	EU	FAMAGUSTA	1	49
		LARNACA	4	166
		LIMASSOL	25	1675
		NICOSIA	1	81
		PAPHOS	7	419
		City not known	1	
	<i>EU Total</i>		<i>39</i>	<i>2390</i>
	Intl	LARNACA	2	150
		LIMASSOL	12	773
		NICOSIA	1	510
		PAPHOS	3	270
	<i>Intl Total</i>		<i>18</i>	<i>1703</i>
Sep-06 Total			57	4093
Oct-06	EU	FAMAGUSTA	2	82
		LARNACA	3	120
		LIMASSOL	28	1980
		NICOSIA	6	390
		PAPHOS	5	482
		City not known	4	459
	<i>EU Total</i>		<i>48</i>	<i>3513</i>
	Intl	FAMAGUSTA	2	330
		LARNACA	1	100
		LIMASSOL	16	1045
		NICOSIA	3	595
		PAPHOS	4	490
	<i>Intl Total</i>		<i>26</i>	<i>2560</i>
Oct-06 Total			74	6073
Nov-06	EU	LARNACA	7	311
		LIMASSOL	27	1590
		NICOSIA	2	104
		PAPHOS	4	650
	<i>EU Total</i>		<i>40</i>	<i>2655</i>
	Intl	LARNACA	4	310
		LIMASSOL	12	1077
		NICOSIA	3	591
		PAPHOS	4	507
	<i>Intl Total</i>		<i>23</i>	<i>2485</i>
Nov-06 Total			63	5140
Dec-06	EU	LIMASSOL	9	276
		NICOSIA	3	119

Seasonality Breakdown by Region and City			Number of C&I Events	Number of Participants
		PAPHOS	2	61
	<i>EU Total</i>		<i>14</i>	<i>456</i>
	Intl	LARNACA	1	40
		NICOSIA	2	1170
	<i>Intl Total</i>		<i>3</i>	<i>1210</i>
Dec-06 Total			17	1666
Grand Total			487	39003

The following table lists the monthly breakdown by region where participants to events originate from. The breakdown is by type of event and by city for number of events and number of participants:

Seasonality Breakdown by Region, Type of Event and City				Number of C&I Events	Number of Participants
Jan-06	EU	association conference	LARNACA	1	40
			City not known	1	350
		corporate conference	LIMASSOL	5	256
			NICOSIA	1	21
			PAPHOS	1	88
		governmental conference	LIMASSOL	1	44
			NICOSIA	1	43
		incentive	LIMASSOL	3	81
			NICOSIA	2	213
	<i>EU Total</i>			<i>16</i>	<i>1136</i>
	Intl	association conference	LIMASSOL	2	350
		corporate conference	LIMASSOL	2	131
		governmental conference	NICOSIA	1	23
		incentive	PAPHOS	3	625
	<i>Intl Total</i>			<i>8</i>	<i>1129</i>
Jan-06 Total				24	2265
Feb-06	EU	association conference	LIMASSOL	3	71
			PAPHOS	1	250
		governmental conference	LIMASSOL	1	88
			PAPHOS	1	138
			City not known	1	25
		incentive	LIMASSOL	6	234
			NICOSIA	2	106
	<i>EU Total</i>			<i>15</i>	<i>912</i>
	Intl	association conference	City not known	1	25
		corporate conference	LIMASSOL	3	149
			PAPHOS	1	22
		incentive	LARNACA	1	28
			LIMASSOL	2	220
			PAPHOS	1	160
	<i>Intl Total</i>			<i>9</i>	<i>604</i>
Feb-06 Total				24	1516
Mar-06	EU	association conference	LARNACA	1	35
			City not known	1	30
		corporate conference	LIMASSOL	3	100
		governmental conference	NICOSIA	2	60
			City not known	1	20
		incentive	FAMAGUSTA	1	30

Seasonality Breakdown by Region, Type of Event and City				Number of C&I Events	Number of Participants
			LARNACA	1	31
			LIMASSOL	14	673
			NICOSIA	1	24
			PAPHOS	4	671
	<i>EU Total</i>			<i>29</i>	<i>1674</i>
	Intl	association conference	LIMASSOL	1	30
			NICOSIA	1	20
		corporate conference	LIMASSOL	6	565
		incentive	FAMAGUSTA	1	120
			LARNACA	4	185
			LIMASSOL	5	574
	<i>Intl Total</i>			<i>18</i>	<i>1494</i>
Mar-06 Total				47	3168
Apr-06	EU	association conference	LIMASSOL	1	45
			NICOSIA	2	350
		corporate conference	LIMASSOL	2	39
			PAPHOS	1	80
		governmental conference	LIMASSOL	1	33
			PAPHOS	1	60
		incentive	LARNACA	1	98
			LIMASSOL	10	275
			NICOSIA	1	22
	<i>EU Total</i>			<i>20</i>	<i>1002</i>
	Intl	association conference	LARNACA	2	300
			LIMASSOL	1	150
			NICOSIA	2	529
			City not known	1	30
		corporate conference	LARNACA	1	25
			LIMASSOL	1	69
		incentive	LARNACA	1	50
			LIMASSOL	2	102
	<i>Intl Total</i>			<i>11</i>	<i>1255</i>
Apr-06 Total				31	2257
May-06	EU	association conference	LIMASSOL	3	201
			NICOSIA	1	50
			PAPHOS	2	220
			City not known	2	95
		corporate conference	LIMASSOL	4	152
		governmental conference	LIMASSOL	3	380
			NICOSIA	2	141
			City not known	1	220
		incentive	LARNACA	4	145
			LIMASSOL	17	888
			NICOSIA	2	142
			PAPHOS	6	499
	<i>EU Total</i>			<i>47</i>	<i>3133</i>
	Intl	association conference	FAMAGUSTA	1	59
			LARNACA	1	65
			LIMASSOL	2	147
			NICOSIA	3	640
		corporate conference	LIMASSOL	5	380
			NICOSIA	1	86

Seasonality Breakdown by Region, Type of Event and City				Number of C&I Events	Number of Participants
		incentive	LIMASSOL	8	572
			NICOSIA	1	52
			PAPHOS	1	300
	<i>Intl Total</i>			<i>23</i>	<i>2301</i>
May-06 Total				70	5434
Jun-06	EU	association conference	FAMAGUSTA	1	80
			LARNACA	1	40
			LIMASSOL	1	25
			NICOSIA	3	191
			PAPHOS	1	
			City not known	5	1085
		corporate conference	LIMASSOL	2	61
			PAPHOS	1	200
		governmental conference	NICOSIA	1	85
			City not known	1	100
		incentive	LARNACA	1	0
			LIMASSOL	9	365
			NICOSIA	1	43
			PAPHOS	2	91
	<i>EU Total</i>			<i>30</i>	<i>2366</i>
	Intl	association conference	LIMASSOL	4	759
			NICOSIA	2	
		corporate conference	LARNACA	1	200
			LIMASSOL	5	415
			PAPHOS	1	300
		governmental conference	LARNACA	3	140
			LIMASSOL	1	220
			City not known	1	250
		incentive	LIMASSOL	5	284
			PAPHOS	1	24
	<i>Intl Total</i>			<i>24</i>	<i>2592</i>
Jun-06 Total				54	4958
Jul-06	EU	corporate conference	LIMASSOL	1	90
		governmental conference	LIMASSOL	1	25
			NICOSIA	2	275
	<i>EU Total</i>			<i>4</i>	<i>390</i>
	Intl	association conference	FAMAGUSTA	1	
			LARNACA	1	63
			NICOSIA	1	50
		corporate conference	LARNACA	1	90
			LIMASSOL	2	94
			PAPHOS	1	45
		governmental conference	LARNACA	1	300
		incentive	LARNACA	1	90
			LIMASSOL	1	26
			PAPHOS	1	60
	<i>Intl Total</i>			<i>11</i>	<i>818</i>
Jul-06 Total				15	1208
Aug-06	EU	corporate conference	LIMASSOL	1	90
			PAPHOS	1	50
		governmental conference	NICOSIA	1	44
		incentive	PAPHOS	1	60

Seasonality Breakdown by Region, Type of Event and City				Number of C&I Events	Number of Participants
			City not known	1	62
	<i>EU Total</i>			5	306
	Intl	association conference	PAPHOS	3	800
		corporate conference	LIMASSOL	2	85
		incentive	LIMASSOL	1	34
	<i>Intl Total</i>			6	919
Aug-06 Total				11	1225
Sep-06	EU	association conference	LARNACA	2	113
			City not known	1	
		corporate conference	FAMAGUSTA	1	49
			LIMASSOL	10	1046
			NICOSIA	1	81
			PAPHOS	2	86
		governmental conference	LIMASSOL	1	140
		incentive	LARNACA	2	53
			LIMASSOL	14	489
			PAPHOS	5	333
	<i>EU Total</i>			39	2390
	Intl	association conference	LARNACA	2	150
			NICOSIA	1	510
		corporate conference	LIMASSOL	9	633
			PAPHOS	3	270
		incentive	LIMASSOL	3	140
	<i>Intl Total</i>			18	1703
Sep-06 Total				57	4093
Oct-06	EU	association conference	FAMAGUSTA	1	
			LARNACA	2	95
			NICOSIA	3	132
		corporate conference	FAMAGUSTA	1	82
			LIMASSOL	7	700
			PAPHOS	3	402
		governmental conference	LARNACA	1	25
			LIMASSOL	1	100
			City not known	1	280
		incentive	LIMASSOL	20	1180
			NICOSIA	3	258
			PAPHOS	2	80
			City not known	3	179
	<i>EU Total</i>			48	3513
	Intl	association conference	FAMAGUSTA	2	330
			LARNACA	1	100
			LIMASSOL	2	376
			NICOSIA	1	430
		corporate conference	LIMASSOL	2	131
			PAPHOS	1	200
		governmental conference	LIMASSOL	2	72
			NICOSIA	2	165
			PAPHOS	2	190
		incentive	LIMASSOL	10	466
			PAPHOS	1	100
	<i>Intl Total</i>			26	2560
Oct-06 Total				74	6073

Seasonality Breakdown by Region, Type of Event and City				Number of C&I Events	Number of Participants
Nov-06	EU	association conference	NICOSIA	1	33
			PAPHOS	1	140
		corporate conference	LARNACA	2	85
			LIMASSOL	4	430
		governmental conference	PAPHOS	2	160
			LIMASSOL	3	170
		incentive	PAPHOS	1	350
			LARNACA	5	226
			LIMASSOL	20	990
			NICOSIA	1	71
		<i>EU Total</i>		<i>40</i>	<i>2655</i>
	Intl	association conference	LIMASSOL	4	541
			NICOSIA	3	591
			corporate conference	PAPHOS	2
LARNACA				1	80
		governmental conference	LIMASSOL	2	135
			PAPHOS	2	445
		incentive	LIMASSOL	1	150
			LARNACA	3	230
			LIMASSOL	5	251
		<i>Intl Total</i>		<i>23</i>	<i>2485</i>
Nov-06 Total				63	5140
Dec-06	EU	association conference	NICOSIA	1	50
			LIMASSOL	3	118
		governmental conference	PAPHOS	2	61
			NICOSIA	2	69
		incentive	LIMASSOL	6	158
		<i>EU Total</i>		<i>14</i>	<i>456</i>
Intl	association conference	LARNACA	1	40	
		NICOSIA	1	170	
		governmental conference	NICOSIA	1	1000
	<i>Intl Total</i>		<i>3</i>	<i>1210</i>	
Dec-06 Total				17	1666
Grand Total				487	39003

Countries

The listings on the table below are based on the sample received, which did not provide a clear indication for the countries of origin on participants in some cases. Hence the term international and European are used where respondents just indicated that. Also, there are some groups of countries that are included in the analysis as received (meaning a country may be listed on its own and also with a group of countries for other events):

Events by Country (where known)	Number of Events	Number of Participants
International	3	202
Asia	1	23
Australia, USA, Germany	1	58
Austria	3	106
Belgium	11	333
Bulgaria	1	28
Czech Republic	1	60
Denmark	1	24
Egypt	2	115
EU and Israel	1	110
European	93	7832
European, USA	1	120
France	19	923
France, Middle East	1	22
France, UK, Belgium	1	160
France, UK, Netherlands	1	36
Germany	27	1123
Germany, Latvia, UK, Cyprus, Sweden, Poland, Russia	1	26
Germany, UK	1	100
Greece	39	2586
Greece, Cyprus	1	50
Greece, France	1	65
Greece, Palestine, Israel, Turkey, Italy	1	62
Greece, Poland, Italy	1	90
Greece, Romania	1	40
Greece, Romania, Hungary, Poland	1	63
Hungary	3	148
Hungary, Armenia	1	63
Hungary, Germany	1	200
International	95	11525
Ireland	6	265
Israel	11	1141
Italy	11	435
Japan	1	117
Jordan	1	45
Latvia	1	71
Latvia, Lithuania	1	30
Lebanon	2	205
Middle East	6	1219
Middle East, Lebanon	1	185
Middle East, Lebanon, Egypt, Cyprus	1	150
Netherlands	5	171
Netherlands, Poland	1	35
Poland	4	219

Events by Country (where known)	Number of Events	Number of Participants
Romania	5	272
Russia	26	1596
Russia, Latvia, Iceland	1	47
Serbia	1	40
Slovakia	1	62
Spain	7	286
Sweden	5	254
Sweden, Armenia	1	150
Switzerland	6	376
Turkey, Middle East	1	175
UAE	4	209
UAE & other Middle East countries	1	91
UAE, UK	1	92
UK	46	3270
UK and Middle East	1	85
UK, Austria, Germany, Switzerland, Cyprus	1	200
UK, Germany	1	50
UK, Germany, Italy, Sweden, Spain, Netherlands, Australia, Mexico, France	1	109
UK, Germany, Sweden, Norway, Denmark, Cyprus	1	250
UK, Israel, Germany	1	100
UK, Middle East	1	85
UK, Spain, Sweden, Germany, Poland, France, Czech Republic, Iceland, Russia, UAE, Italy	1	104
UK, USA, Spain, Italy, Greece	2	119
Ukraine	1	32
USA	4	257
USA, India	1	20
USA, UK, Spain, France, India, Sweden, Germany, Netherlands, Latvia, Jordan	1	87
USA, UK, Germany	1	220
Grand Total	487	39003

Seasonality by Country (as known)		Number of Events	Number of Participants
Jan-06	Asia	1	23
	European	6	623
	France	1	44
	Greece	4	259
	Greece, Romania	1	40
	Israel	2	540
	Netherlands	1	42
	UAE	1	22
	UK	3	128
	UK and Middle East	1	85
	UK, Germany, Italy, Sweden, Spain, Netherlands, Australia, Mexico, France	1	109
	UK, Germany, Sweden, Norway, Denmark, Cyprus	1	250
	UK, Israel, Germany	1	100
<i>Jan-06 Total</i>		<i>24</i>	<i>2265</i>
Feb-06	European	9	541
	France	1	56
	France, Middle East	1	22
	Greece	1	47
	International	5	249
	Israel	1	160

Seasonality by Country (as known)		Number of Events	Number of Participants
	Italy	1	60
	Japan	1	117
	Russia	1	56
	Spain	1	118
	UK	2	90
<i>Feb-06 Total</i>		<i>24</i>	<i>1516</i>
Mar-06	International	1	24
	European	9	500
	Germany	1	20
	Greece	6	133
	Greece, Cyprus	1	50
	International	9	704
	Israel	1	40
	Jordan	1	45
	Lebanon	1	185
	Middle East	2	70
	Middle East, Lebanon	1	185
	Romania	2	151
	Russia	2	115
	Spain	1	35
	Sweden	3	91
	Sweden, Armenia	1	150
	Switzerland	1	60
	UK	4	610
<i>Mar-06 Total</i>		<i>47</i>	<i>3168</i>
Apr-06	International	1	150
	Belgium	2	67
	European	3	105
	France	2	58
	Germany	4	117
	Greece	4	247
	Hungary	1	98
	International	8	1050
	Israel	1	30
	Italy	1	56
	Middle East, Lebanon, Egypt, Cyprus	1	150
	Switzerland	1	24
	UK	1	80
	USA	1	25
<i>Apr-06 Total</i>		<i>31</i>	<i>2257</i>
May-06	Belgium	2	64
	European	19	1337
	European, USA	1	120
	France	3	214
	Germany	5	247
	Greece	6	334
	Hungary	1	20
	International	18	1836
	Italy	2	42
	Latvia, Lithuania	1	30
	Middle East	1	86
	Poland	2	160

Seasonality by Country (as known)		Number of Events	Number of Participants
	UK	5	485
	UK, Austria, Germany, Switzerland, Cyprus	1	200
	USA	2	172
	USA, UK, Spain, France, India, Sweden, Germany, Netherlands, Latvia, Jordan	1	87
<i>May-06 Total</i>		<i>70</i>	<i>5434</i>
Jun-06	International	1	28
	Austria	1	28
	Egypt	2	115
	European	14	1544
	Germany	1	70
	Greece	4	120
	Hungary	1	30
	Hungary, Germany	1	200
	International	11	1719
	Israel	4	245
	Italy	4	201
	Poland	1	32
	Russia	4	203
	Sweden	1	63
	UK	1	50
	UK, USA, Spain, Italy, Greece	1	70
	USA, India	1	20
	USA, UK, Germany	1	220
<i>Jun-06 Total</i>		<i>54</i>	<i>4958</i>
Jul-06	European	2	58
	Greece	2	332
	Hungary, Armenia	1	63
	International	7	601
	Russia	2	94
	USA	1	60
<i>Jul-06 Total</i>		<i>15</i>	<i>1208</i>
Aug-06	Czech Republic	1	60
	European	1	44
	Greece	1	90
	International	3	800
	Israel	1	56
	Russia	2	63
	Slovakia	1	62
	UK, Germany	1	50
<i>Aug-06 Total</i>		<i>11</i>	<i>1225</i>
Sep-06	Austria	1	14
	Belgium	2	52
	European	7	810
	France	5	205
	France, UK, Netherlands	1	36
	Germany	4	126
	Greece	5	384
	Greece, Romania, Hungary, Poland	1	63
	International	6	909
	Israel	1	70
	Italy	1	29
	Lebanon	1	20

Seasonality by Country (as known)		Number of Events	Number of Participants
	Middle East	1	23
	Netherlands	4	129
	Poland	1	27
	Romania	1	27
	Russia	3	175
	Serbia	1	40
	Turkey, Middle East	1	175
	UAE	2	95
	UAE, UK	1	92
	UK	6	488
	UK, Spain, Sweden, Germany, Poland, France, Czech Republic, Iceland, Russia, UAE, Italy	1	104
<i>Sep-06 Total</i>		<i>57</i>	<i>4093</i>
Oct-06	Australia, USA, Germany	1	58
	Belgium	2	75
	Bulgaria	1	28
	Denmark	1	24
	EU and Israel	1	110
	European	14	1333
	France	3	137
	France, UK, Belgium	1	160
	Germany	3	208
	Greece	3	289
	Greece, France	1	65
	International	14	1901
	Ireland	5	230
	Latvia	1	71
	Romania	1	33
	Russia	8	408
	Russia, Latvia, Iceland	1	47
	Spain	1	21
	Sweden	1	100
	Switzerland	1	32
	UK	10	743
<i>Oct-06 Total</i>		<i>74</i>	<i>6073</i>
Nov-06	Belgium	2	55
	European	6	818
	France	3	189
	Germany	7	291
	Germany, Latvia, UK, Cyprus, Sweden, Poland, Russia	1	26
	Germany, UK	1	100
	Greece	2	325
	Greece, Palestine, Israel, Turkey, Italy	1	62
	Greece, Poland, Italy	1	90
	International	13	1586
	Ireland	1	35
	Italy	2	47
	Romania	1	61
	Russia	4	482
	Spain	3	88
	Switzerland	2	220
	UAE	1	92
	UAE & other Middle East countries	1	91

Seasonality by Country (as known)		Number of Events	Number of Participants
	UK	8	316
	UK, Middle East	1	85
	UK, USA, Spain, Italy, Greece	1	49
	Ukraine	1	32
<i>Nov-06 Total</i>		<i>63</i>	<i>5140</i>
Dec-06	Austria	1	64
	Belgium	1	20
	European	3	119
	France	1	20
	Germany	2	44
	Greece	1	26
	International	1	170
	Middle East	2	1040
	Netherlands, Poland	1	35
	Spain	1	24
	Switzerland	1	40
	UK	2	64
<i>Dec-06 Total</i>		<i>17</i>	<i>1666</i>
Grand Total		487	39003

Seasonality by Country (as known), Type of Event and Number of Events		association conference	corporate conference	governmental conference	incentive	Grand Total
Jan-06	Asia			1		1
	European	1	2	1	2	6
	France			1		1
	Greece		2		2	4
	Greece, Romania	1				1
	Israel				2	2
	Netherlands				1	1
	UAE		1			1
	UK		3			3
	UK and Middle East				1	1
	UK, Germany, Italy, Sweden, Spain, Netherlands, Australia, Mexico, France		1			1
	UK, Germany, Sweden, Norway, Denmark, Cyprus	1				1
	UK, Israel, Germany	1				1
<i>Jan-06 Total</i>		<i>4</i>	<i>9</i>	<i>3</i>	<i>8</i>	<i>24</i>
Feb-06	European	3		3	3	9
	France				1	1
	France, Middle East		1			1
	Greece				1	1
	International	1	2		2	5
	Israel				1	1
	Italy				1	1
	Japan				1	1
	Russia		1			1
	Spain				1	1
	UK	1			1	2
<i>Feb-06 Total</i>		<i>5</i>	<i>4</i>	<i>3</i>	<i>12</i>	<i>24</i>
Mar-06	International				1	1
	European	2		1	6	9

Seasonality by Country (as known), Type of Event and Number of Events		association conference	corporate conference	governmental conference	incentive	Grand Total
	Germany				1	1
	Greece		2	2	2	6
	Greece, Cyprus		1			1
	International	1	3		5	9
	Israel				1	1
	Jordan				1	1
	Lebanon		1			1
	Middle East	1			1	2
	Middle East, Lebanon				1	1
	Romania				2	2
	Russia		1		1	2
	Spain				1	1
	Sweden				3	3
	Sweden, Armenia		1			1
	Switzerland				1	1
	UK				4	4
<i>Mar-06 Total</i>		4	9	3	31	47
Apr-06	International	1				1
	Belgium				2	2
	European	1		1	1	3
	France		1		1	2
	Germany			1	3	4
	Greece	1	1		2	4
	Hungary				1	1
	International	5	1		2	8
	Israel				1	1
	Italy				1	1
	Middle East, Lebanon, Egypt, Cyprus	1				1
	Switzerland				1	1
	UK		1			1
	USA		1			1
<i>Apr-06 Total</i>		9	5	2	15	31
May-06	Belgium				2	2
	European	8	2	4	5	19
	European, USA	1				1
	France				3	3
	Germany		1		4	5
	Greece		1	1	4	6
	Hungary				1	1
	International	6	4		8	18
	Italy				2	2
	Latvia, Lithuania				1	1
	Middle East		1			1
	Poland				2	2
	UK				5	5
	UK, Austria, Germany, Switzerland, Cyprus			1		1
	USA				2	2
	USA, UK, Spain, France, India, Sweden, Germany, Netherlands, Latvia, Jordan		1			1
<i>May-06 Total</i>		15	10	6	39	70
Jun-06	International	1				1
	Austria				1	1

Seasonality by Country (as known), Type of Event and Number of Events		association conference	corporate conference	governmental conference	incentive	Grand Total
	Egypt			2		2
	European	10	1	2	1	14
	Germany				1	1
	Greece				4	4
	Hungary				1	1
	Hungary, Germany		1			1
	International	5	4	2		11
	Israel		1		3	4
	Italy				4	4
	Poland		1			1
	Russia		2		2	4
	Sweden	1				1
	UK				1	1
	UK, USA, Spain, Italy, Greece				1	1
	USA, India	1				1
	USA, UK, Germany			1		1
<i>Jun-06 Total</i>		<i>18</i>	<i>10</i>	<i>7</i>	<i>19</i>	<i>54</i>
Jul-06	European			2		2
	Greece		1	1		2
	Hungary, Armenia	1				1
	International	2	2	1	2	7
	Russia		2			2
	USA				1	1
<i>Jul-06 Total</i>		<i>3</i>	<i>5</i>	<i>4</i>	<i>3</i>	<i>15</i>
Aug-06	Czech Republic				1	1
	European			1		1
	Greece		1			1
	International	3				3
	Israel		1			1
	Russia		1		1	2
	Slovakia				1	1
	UK, Germany		1			1
<i>Aug-06 Total</i>		<i>3</i>	<i>4</i>	<i>1</i>	<i>3</i>	<i>11</i>
Sep-06	Austria		1			1
	Belgium		1		1	2
	European	2	3	1	1	7
	France		2		3	5
	France, UK, Netherlands				1	1
	Germany				4	4
	Greece		3		2	5
	Greece, Romania, Hungary, Poland	1				1
	International	3	3			6
	Israel		1			1
	Italy				1	1
	Lebanon				1	1
	Middle East		1			1
	Netherlands		2		2	4
	Poland				1	1
	Romania				1	1
	Russia		1		2	3
	Serbia		1			1
	Turkey, Middle East		1			1

Seasonality by Country (as known), Type of Event and Number of Events		association conference	corporate conference	governmental conference	incentive	Grand Total
	UAE		2			2
	UAE, UK		1			1
	UK		2		4	6
	UK, Spain, Sweden, Germany, Poland, Fance, Czech Republic, Iceland, Russia, UAE, Italy		1			1
<i>Sep-06 Total</i>		6	26	1	24	57
Oct-06	Australia, USA, Germany				1	1
	Belgium				2	2
	Bulgaria				1	1
	Denmark				1	1
	EU and Israel			1		1
	European	4	2	3	5	14
	France		1		2	3
	France, UK, Belgium		1			1
	Germany		2		1	3
	Greece		1		2	3
	Greece, France	1				1
	International	6	2	5	1	14
	Ireland				5	5
	Latvia				1	1
	Romania				1	1
	Russia		1		7	8
	Russia, Latvia, Iceland				1	1
	Spain				1	1
	Sweden		1			1
	Switzerland				1	1
	UK	1	3		5	9
	UK				1	1
<i>Oct-06 Total</i>		12	14	9	39	74
Nov-06	Belgium			1	1	2
	European	2	1	2	1	6
	France		1		2	3
	Germany				7	7
	Germany, Latvia, UK, Cyprus, Sweden, Poland, Russia	1				1
	Germany, UK		1			1
	Greece				2	2
	Greece, Palestine, Israel, Turkey, Italy	1				1
	Greece, Poland, Italy		1			1
	International	7	2	1	3	13
	Ireland			1		1
	Italy				2	2
	Romania				1	1
	Russia		2		2	4
	Spain				3	3
	Switzerland		1		1	2
	UAE				1	1
	UAE & other Middle East countries		1			1
	UK		2		6	8
	UK, Middle East		1			1
	UK, USA, Spain, Italy, Greece				1	1
	Ukraine				1	1

Seasonality by Country (as known), Type of Event and Number of Events		association conference	corporate conference	governmental conference	incentive	Grand Total
<i>Nov-06 Total</i>		11	13	5	34	63
Dec-06	Austria		1			1
	Belgium				1	1
	European	1		2		3
	France				1	1
	Germany		1		1	2
	Greece		1			1
	International	1				1
	Middle East	1		1		2
	Netherlands, Poland		1			1
	Spain				1	1
	Switzerland				1	1
	UK		1		1	2
<i>Dec-06 Total</i>		3	5	3	6	17
Grand Total		93	114	47	233	487

Seasonality by Country (as known), Type of Event and Number of Participants		association conference	corporate conference	governmental conference	incentive	Grand Total
Jan-06	Asia			23		23
	European	350	191	43	39	623
	France			44		44
	Greece		46		213	259
	Greece, Romania	40				40
	Israel				540	540
	Netherlands				42	42
	UAE		22			22
	UK		128			128
	UK and Middle East				85	85
	UK, Germany, Italy, Sweden, Spain, Netherlands, Australia, Mexico, France		109			109
	UK, Germany, Sweden, Norway, Denmark, Cyprus	250				250
	UK, Israel, Germany	100				100
<i>Jan-06 Total</i>		<i>740</i>	<i>496</i>	<i>110</i>	<i>919</i>	<i>2265</i>
Feb-06	European	290		251	0	541
	France				56	56
	France, Middle East		22			22
	Greece				47	47
	International	25	93		131	249
	Israel				160	160
	Italy				60	60
	Japan				117	117
	Russia		56			56
	Spain				118	118
	UK	31			59	90
<i>Feb-06 Total</i>		<i>346</i>	<i>171</i>	<i>251</i>	<i>748</i>	<i>1516</i>
Mar-06	International				24	24
	European	65		20	415	500
	Germany				20	20
	Greece		50	60	23	133
	Greece, Cyprus		50			50
	International	20	152		532	704

Seasonality by Country (as known), Type of Event and Number of Participants		association conference	corporate conference	governmental conference	incentive	Grand Total
	Israel				40	40
	Jordan				45	45
	Lebanon		185			185
	Middle East	30			40	70
	Middle East, Lebanon				185	185
	Romania				151	151
	Russia		78		37	115
	Spain				35	35
	Sweden				91	91
	Sweden, Armenia		150			150
	Switzerland				60	60
	UK				610	610
<i>Mar-06 Total</i>		<i>115</i>	<i>665</i>	<i>80</i>	<i>2308</i>	<i>3168</i>
Apr-06	International	150				150
	Belgium				67	67
	European	45		60	0	105
	France		14		44	58
	Germany			33	84	117
	Greece	200	25		22	247
	Hungary				98	98
	International	859	69		122	1050
	Israel				30	30
	Italy				56	56
	Middle East, Lebanon, Egypt, Cyprus	150				150
	Switzerland				24	24
	UK		80			80
	USA		25			25
<i>Apr-06 Total</i>		<i>1404</i>	<i>213</i>	<i>93</i>	<i>547</i>	<i>2257</i>
May-06	Belgium				64	64
	European	566	62	468	241	1337
	European, USA	120				120
	France				214	214
	Germany		20		227	247
	Greece		70	73	191	334
	Hungary				20	20
	International	791	293		752	1836
	Italy				42	42
	Latvia, Lithuania				30	30
	Middle East		86			86
	Poland				160	160
	UK				485	485
	UK, Austria, Germany, Switzerland, Cyprus			200		200
	USA				172	172
	USA, UK, Spain, France, India, Sweden, Germany, Netherlands, Latvia, Jordan		87			87
<i>May-06 Total</i>		<i>1477</i>	<i>618</i>	<i>741</i>	<i>2598</i>	<i>5434</i>
Jun-06	International	28				28
	Austria				28	28
	Egypt			115		115
	European	1330	29	185	0	1544
	Germany				70	70
	Greece				120	120

Seasonality by Country (as known), Type of Event and Number of Participants		association conference	corporate conference	governmental conference	incentive	Grand Total
	Hungary				30	30
	Hungary, Germany		200			200
	International	739	705	275		1719
	Israel		103		142	245
	Italy				201	201
	Poland		32			32
	Russia		107		96	203
	Sweden	63				63
	UK				50	50
	UK, USA, Spain, Italy, Greece				70	70
	USA, India	20				20
	USA, UK, Germany			220		220
<i>Jun-06 Total</i>		<i>2180</i>	<i>1176</i>	<i>795</i>	<i>807</i>	<i>4958</i>
Jul-06	European			58		58
	Greece		90	242		332
	Hungary, Armenia	63				63
	International	50	135	300	116	601
	Russia		94			94
	USA				60	60
Jul-06 Total		113	319	600	176	1208
Aug-06	Czech Republic				60	60
	European			44		44
	Greece		90			90
	International	800				800
	Israel		56			56
	Russia		29		34	63
	Slovakia				62	62
	UK, Germany		50			50
<i>Aug-06 Total</i>		<i>800</i>	<i>225</i>	<i>44</i>	<i>156</i>	<i>1225</i>
Sep-06	Austria		14			14
	Belgium		26		26	52
	European	50	600	140	20	810
	France		130		75	205
	France, UK, Netherlands				36	36
	Germany				126	126
	Greece		335		49	384
	Greece, Romania, Hungary, Poland	63				63
	International	660	249			909
	Israel		70			70
	Italy				29	29
	Lebanon				20	20
	Middle East		23			23
	Netherlands		82		47	129
	Poland				27	27
	Romania				27	27
	Russia		55		120	175
	Serbia		40			40
	Turkey, Middle East		175			175
	UAE		95			95
	UAE, UK		92			92
	UK		75		413	488
	UK, Spain, Sweden, Germany, Poland, Fance, Czech Republic,		104			104

Seasonality by Country (as known), Type of Event and Number of Participants		association conference	corporate conference	governmental conference	incentive	Grand Total
	Iceland, Russia, UAE, Italy					
<i>Sep-06 Total</i>		773	2165	140	1015	4093
Oct-06	Australia, USA, Germany				58	58
	Belgium				75	75
	Bulgaria				28	28
	Denmark				24	24
	EU and Israel			110		110
	European	132	218	405	578	1333
	France		82		55	137
	France, UK, Belgium		160			160
	Germany		160		48	208
	Greece		137		152	289
	Greece, France	65				65
	International	1236	303	317	45	1901
	Ireland				230	230
	Latvia				71	71
	Romania				33	33
	Russia		28		380	408
	Russia, Latvia, Iceland				47	47
	Spain				21	21
	Sweden		100			100
	Switzerland				32	32
	UK	30	327		386	743
<i>Oct-06 Total</i>		1463	1515	832	2263	6073
Nov-06	Belgium			35	20	55
	European	173	160	450	35	818
	France		60		129	189
	Germany				291	291
	Germany, Latvia, UK, Cyprus, Sweden, Poland, Russia	26				26
	Germany, UK		100			100
	Greece				325	325
	Greece, Palestine, Israel, Turkey, Italy	62				62
	Greece, Poland, Italy		90			90
	International	1106	100	150	230	1586
	Ireland			35		35
	Italy				47	47
	Romania				61	61
	Russia		404		78	482
	Spain				88	88
	Switzerland		160		60	220
	UAE				92	92
	UAE & other Middle East countries		91			91
	UK		85		231	316
	UK, Middle East		85			85
	UK, USA, Spain, Italy, Greece				49	49
	Ukraine				32	32
<i>Nov-06 Total</i>		1367	1335	670	1768	5140
Dec-06	Austria		64			64
	Belgium				20	20
	European	50		69		119
	France				20	20

Seasonality by Country (as known), Type of Event and Number of Participants	association conference	corporate conference	governmental conference	incentive	Grand Total
Germany		24		20	44
Greece		26			26
International	170				170
Middle East	40		1000		1040
Netherlands, Poland		35			35
Spain				24	24
Switzerland				40	40
UK		30		34	64
<i>Dec-06 Total</i>	<i>260</i>	<i>179</i>	<i>1069</i>	<i>158</i>	<i>1666</i>
Grand Total	11038	9077	5425	13463	39003

Top Countries (as known) by Number of Events

International	95
European	93
UK	42
Greece	37
Germany	27
Russia	26
France	19
Belgium	11
Israel	11
Italy	11
Spain	7
Ireland	6
Middle East	6
Switzerland	6
Netherlands	5
Romania	5
Sweden	5
USA	4
UAE	4
Poland	4
International	3
Austria	3
Hungary	3
Egypt	2
Greece	2
Lebanon	2
UK, USA, Spain, Italy, Greece	2
Sweden, Armenia	1
USA, India	1
UK and Middle East	1
Netherlands, Poland	1
Turkey, Middle East	1
Middle East, Lebanon, Egypt, Cyprus	1
Middle East, Lebanon	1
UK, Austria, Germany, Switzerland, Cyprus	1
Russia, Latvia, Iceland	1
Latvia, Lithuania	1
Latvia	1
Jordan	1
Japan	1

Top Countries (as known) by Number of Events	
UK, Israel, Germany	1
UK, Middle East	1
UK, Germany	1
USA, UK, Germany	1
Hungary, Germany	1
Hungary, Armenia	1
UK, Germany, Italy, Sweden, Spain, Netherlands, Australia, Mexico, France	1
Greece, Romania, Hungary, Poland	1
Greece, Romania	1
Greece, Poland, Italy	1
Greece, Palestine, Israel, Turkey, Italy	1
Greece, France	1
Greece, Cyprus	1
Serbia	1
UAE & other Middle East countries	1
Germany, UK	1
Germany, Latvia, UK, Cyprus, Sweden, Poland, Russia	1
Ukraine	1
France, UK, Netherlands	1
France, UK, Belgium	1
France, Middle East	1
UK, Spain, Sweden, Germany, Poland, France, Czech Republic, Iceland, Russia, UAE, Italy	1
European, USA	1
USA, UK, Spain, France, India, Sweden, Germany, Netherlands, Latvia, Jordan	1
EU and Israel	1
Slovakia	1
Denmark	1
Czech Republic	1
Bulgaria	1
UK, Germany, Sweden, Norway, Denmark, Cyprus	1
UAE, UK	1
Australia, USA, Germany	1
Asia	1
Grand Total	487

Top Countries (as known) by Number of Participants	
International	11727
European	7832
UK	3054
Greece	2251
Russia	1596
Middle East	1219
Israel	1141
Germany	1123
France	923
Italy	435
Switzerland	376
Greece	335
Belgium	333
Spain	286
Romania	272
Ireland	265

Top Countries (as known) by Number of Participants	
USA	257
Sweden	254
UK, Germany, Sweden, Norway, Denmark, Cyprus	250
USA, UK, Germany	220
Poland	219
UAE	209
Lebanon	205
Hungary, Germany	200
UK, Austria, Germany, Switzerland, Cyprus	200
Middle East, Lebanon	185
Turkey, Middle East	175
Netherlands	171
France, UK, Belgium	160
Sweden, Armenia	150
Middle East, Lebanon, Egypt, Cyprus	150
Hungary	148
European, USA	120
UK, USA, Spain, Italy, Greece	119
Japan	117
Egypt	115
EU and Israel	110
UK, Germany, Italy, Sweden, Spain, Netherlands, Australia, Mexico, France	109
Austria	106
UK, Spain, Sweden, Germany, Poland, France, Czech Republic, Iceland, Russia, UAE, Italy	104
UK, Israel, Germany	100
Germany, UK	100
UAE, UK	92
UAE & other Middle East countries	91
Greece, Poland, Italy	90
USA, UK, Spain, France, India, Sweden, Germany, Netherlands, Latvia, Jordan	87
UK and Middle East	85
UK, Middle East	85
Latvia	71
Greece, France	65
Hungary, Armenia	63
Greece, Romania, Hungary, Poland	63
Slovakia	62
Greece, Palestine, Israel, Turkey, Italy	62
Czech Republic	60
Australia, USA, Germany	58
Greece, Cyprus	50
UK, Germany	50
Russia, Latvia, Iceland	47
Jordan	45
Serbia	40
Greece, Romania	40
France, UK, Netherlands	36
Netherlands, Poland	35
Ukraine	32
Latvia, Lithuania	30
Bulgaria	28
Germany, Latvia, UK, Cyprus, Sweden, Poland, Russia	26
Denmark	24

Top Countries (as known) by Number of Participants	
Asia	23
France, Middle East	22
USA, India	20
Grand Total	39003

Top Countries (as known) by Number of Events		
International	association conference	40
	corporate conference	23
	governmental conference	9
	incentive	23
European	association conference	34
	corporate conference	11
	governmental conference	23
	incentive	25
UK	association conference	2
	corporate conference	11
	incentive	25
Greece	association conference	1
	corporate conference	12
	governmental conference	4
	incentive	20
Germany	corporate conference	4
	governmental conference	1
	incentive	22
Russia	corporate conference	11
	incentive	15
France	corporate conference	5
	governmental conference	1
	incentive	13
Israel	corporate conference	3
	incentive	8
Italy	incentive	11
Belgium	corporate conference	1
	governmental conference	1
	incentive	9
Spain	incentive	7
Ireland	governmental conference	1
	incentive	5
Middle East	association conference	2
	corporate conference	2
	governmental conference	1
	incentive	1
Switzerland	corporate conference	1
	incentive	5
Netherlands	corporate conference	2
	incentive	3
Romania	incentive	5
Sweden	association conference	1
	corporate conference	1
	incentive	3
USA	corporate conference	1

Top Countries (as known) by Number of Events		
	incentive	3
UK	corporate conference	1
	incentive	3
UAE	corporate conference	3
	incentive	1
Poland	corporate conference	1
	incentive	3
International	association conference	2
	incentive	1
Austria	corporate conference	2
	incentive	1
Hungary	incentive	3
Egypt	governmental conference	2
Greece	corporate conference	1
	incentive	1
Lebanon	corporate conference	1
	incentive	1
UK, USA, Spain, Italy, Greece	incentive	2
Sweden, Armenia	corporate conference	1
USA, India	association conference	1
UK and Middle East	incentive	1
Netherlands, Poland	corporate conference	1
Turkey, Middle East	corporate conference	1
Middle East, Lebanon, Egypt, Cyprus	association conference	1
Middle East, Lebanon	incentive	1
UK, Austria, Germany, Switzerland, Cyprus	governmental conference	1
Russia, Latvia, Iceland	incentive	1
Latvia, Lithuania	incentive	1
Latvia	incentive	1
Jordan	incentive	1
Japan	incentive	1
UK, Israel, Germany	association conference	1
UK, Middle East	corporate conference	1
UK, Germany	corporate conference	1
USA, UK, Germany	governmental conference	1
Hungary, Germany	corporate conference	1
Hungary, Armenia	association conference	1
UK, Germany, Italy, Sweden, Spain, Netherlands, Australia, Mexico, France	corporate conference	1
Greece, Romania, Hungary, Poland	association conference	1
Greece, Romania	association conference	1
Greece, Poland, Italy	corporate conference	1
Greece, Palestine, Israel, Turkey, Italy	association conference	1
Greece, France	association conference	1
Greece, Cyprus	corporate conference	1
Serbia	corporate conference	1
UAE & other Middle East countries	corporate conference	1
Germany, UK	corporate conference	1
Germany, Latvia, UK, Cyprus, Sweden, Poland, Russia	association conference	1
Ukraine	incentive	1
France, UK, Netherlands	incentive	1
France, UK, Belgium	corporate conference	1
France, Middle East	corporate conference	1

Top Countries (as known) by Number of Events		
UK, Spain, Sweden, Germany, Poland, France, Czech Republic, Iceland, Russia, UAE, Italy	corporate conference	1
European, USA	association conference	1
USA, UK, Spain, France, India, Sweden, Germany, Netherlands, Latvia, Jordan	corporate conference	1
EU and Israel	governmental conference	1
Slovakia	incentive	1
Denmark	incentive	1
Czech Republic	incentive	1
Bulgaria	incentive	1
UK, Germany, Sweden, Norway, Denmark, Cyprus	association conference	1
UAE, UK	corporate conference	1
Australia, USA, Germany	incentive	1
Asia	governmental conference	1
Grand Total		487

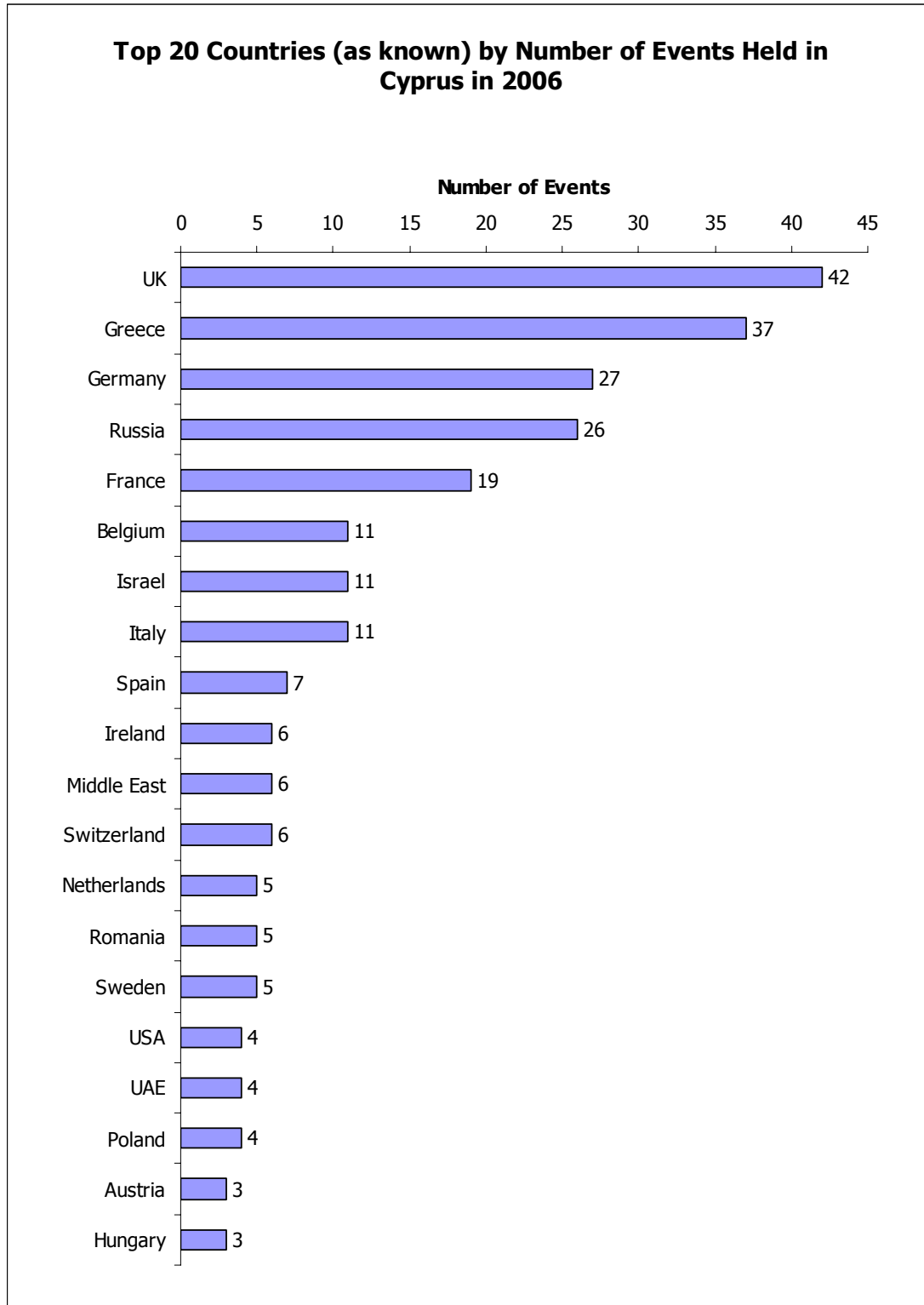
Top Countries (as known) by Number of Participants		
International	association conference	6456
	corporate conference	2099
	governmental conference	1042
	incentive	1928
European	association conference	3051
	corporate conference	1260
	governmental conference	2193
	incentive	1328
UK	association conference	61
	corporate conference	689
	incentive	2088
Greece	association conference	200
	corporate conference	834
	governmental conference	375
	incentive	842
Russia	corporate conference	851
	incentive	745
Middle East	association conference	70
	corporate conference	109
	governmental conference	1000
	incentive	40
Israel	corporate conference	229
	incentive	912
Germany	corporate conference	204
	governmental conference	33
	incentive	886
France	corporate conference	286
	governmental conference	44
	incentive	593
Italy	incentive	435
Switzerland	corporate conference	160
	incentive	216
Greece	corporate conference	35
	incentive	300
Spain	incentive	286

Top Countries (as known) by Number of Participants		
Belgium	corporate conference	26
	governmental conference	35
	incentive	272
Romania	incentive	272
Ireland	governmental conference	35
	incentive	230
USA	corporate conference	25
	incentive	232
Sweden	association conference	63
	corporate conference	100
	incentive	91
UK, Germany, Sweden, Norway, Denmark, Cyprus	association conference	250
USA, UK, Germany	governmental conference	220
Poland	corporate conference	32
	incentive	187
UK	corporate conference	36
	incentive	180
UAE	corporate conference	117
	incentive	92
Lebanon	corporate conference	185
	incentive	20
International	association conference	178
	incentive	24
Hungary, Germany	corporate conference	200
UK, Austria, Germany, Switzerland, Cyprus	governmental conference	200
Middle East, Lebanon	incentive	185
Turkey, Middle East	corporate conference	175
Netherlands	corporate conference	82
	incentive	89
France, UK, Belgium	corporate conference	160
Sweden, Armenia	corporate conference	150
Middle East, Lebanon, Egypt, Cyprus	association conference	150
Hungary	incentive	148
European, USA	association conference	120
UK, USA, Spain, Italy, Greece	incentive	119
Japan	incentive	117
Egypt	governmental conference	115
EU and Israel	governmental conference	110
UK, Germany, Italy, Sweden, Spain, Netherlands, Australia, Mexico, France	corporate conference	109
Austria	corporate conference	78
	incentive	28
UK, Spain, Sweden, Germany, Poland, France, Czech Republic, Iceland, Russia, UAE, Italy	corporate conference	104
UK, Israel, Germany	association conference	100
Germany, UK	corporate conference	100
UAE, UK	corporate conference	92
UAE & other Middle East countries	corporate conference	91
Greece, Poland, Italy	corporate conference	90
USA, UK, Spain, France, India, Sweden, Germany, Netherlands, Latvia, Jordan	corporate conference	87
UK and Middle East	incentive	85
UK, Middle East	corporate conference	85
Latvia	incentive	71

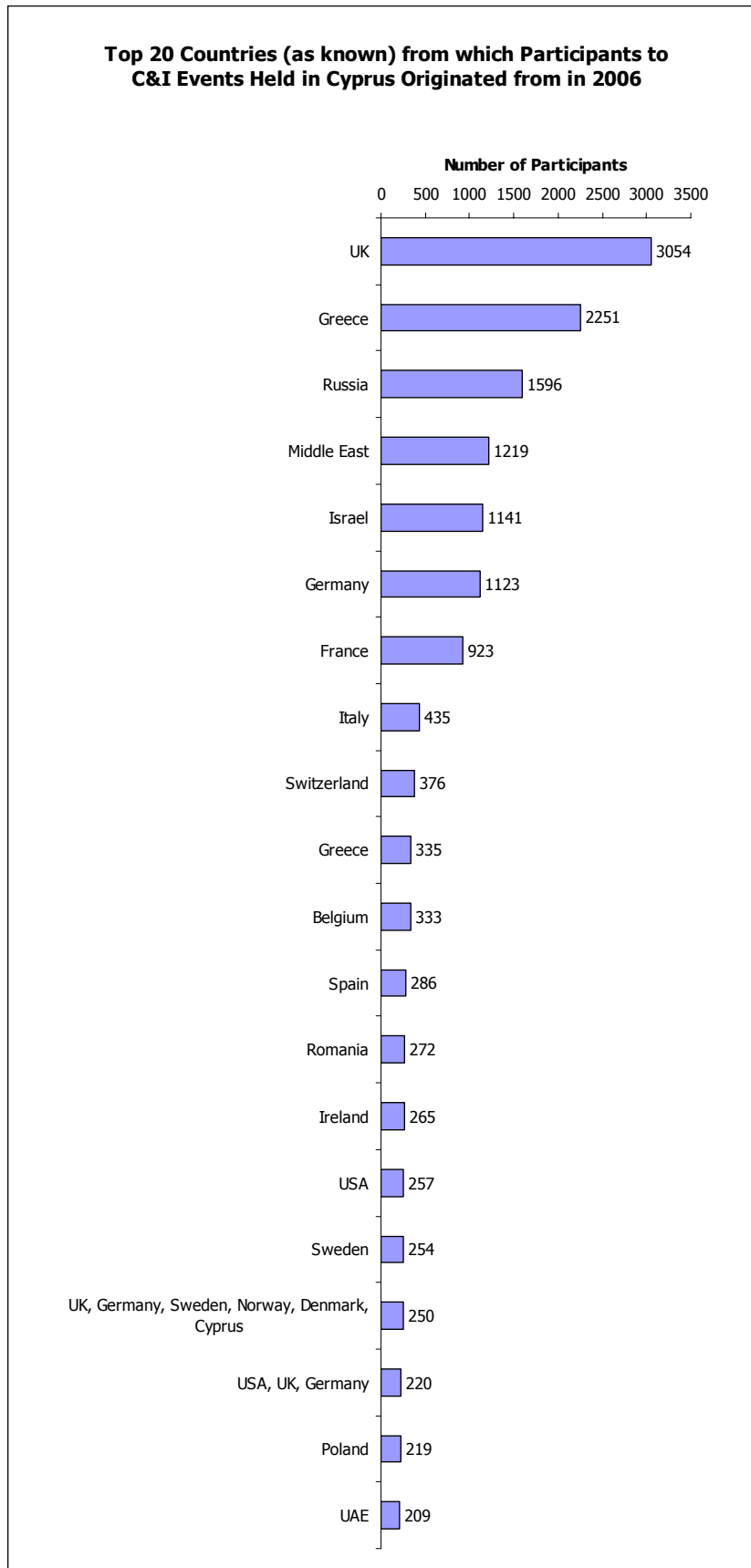
Top Countries (as known) by Number of Participants		
Greece, France	association conference	65
Hungary, Armenia	association conference	63
Greece, Romania, Hungary, Poland	association conference	63
Slovakia	incentive	62
Greece, Palestine, Israel, Turkey, Italy	association conference	62
Czech Republic	incentive	60
Australia, USA, Germany	incentive	58
Greece, Cyprus	corporate conference	50
UK, Germany	corporate conference	50
Russia, Latvia, Iceland	incentive	47
Jordan	incentive	45
Serbia	corporate conference	40
Greece, Romania	association conference	40
France, UK, Netherlands	incentive	36
Netherlands, Poland	corporate conference	35
Ukraine	incentive	32
Latvia, Lithuania	incentive	30
Bulgaria	incentive	28
Germany, Latvia, UK, Cyprus, Sweden, Poland, Russia	association conference	26
Denmark	incentive	24
Asia	governmental conference	23
France, Middle East	corporate conference	22
USA, India	association conference	20
Grand Total		39003

Top 20 Countries

The graph below depicts (without counting the listings "Intl" or "EU") the top 20 individual countries where participants for C&I events held in Cyprus in 2006 originated from. UK and Greece have the largest contribution for holding events in Cyprus with the number of events indicated below representing 17% and 15% of the sample total respectively.



In a similar manner, the trend for number of participants follows the trend for number of events: the number of participants indicated below represent 20% for UK and 15% for Greece of the sample total.



© 2006 Cyprus Tourism Organisation

The Cyprus Tourism Organisation

The Cyprus Tourism Organisation is the semi-governmental organisation responsible for the development of tourism and for the marketing of the national tourism product of Cyprus. With a well-standing leisure travel industry in place and a 30-year background in the business travel industry alone, the Cyprus Tourism Organisation has set the business travel industry as one of its major priorities within the framework of the Tourism Strategy for up to 2010. Working towards this goal, the Organisation actively promotes Cyprus and participates in specialty events worldwide.

SCS Limited

SCS is a business, management and marketing consulting firm specializing in the conference tourism industry, SMEs and IT, helping public, non-profit and private organisations bring their brands, services and products to prospects and customers around the globe. SCS provides integrated event management and marketing strategy, research, training, creative, data, and execution services into one agency.

Enquiries for this report should be addressed to cto@scs.com.cy



Cyprus Tourism Organisation
Κυπριακός Οργανισμός Τουρισμού

Exit | Έξοδος>>

CTO Conference & Incentive Tourism Statistics | ΚΟΤ - Στατιστικά Στοιχεία για το Συνεδριακό Τουρισμό

This survey requires a password.

If you do not know the password, send an [email](#) or call 77777271 (pancyprian number, Mon. - Fri. 09:00 - 17:00) for further assistance.

Η έρευνα αυτή απαιτεί κωδικό πρόσβασης.

Αν δεν γνωρίζετε τον κωδικό πρόσβασης, αποστείλετε [email](#) ή καλέστε 77777271 (παγκύπριο νούμερο Δευτ. - Παρ. 09:00 - 17:00) για περαιτέρω βοήθεια.

Password | Κωδικός Πρόσβασης:

Submit | Υποβολή



CTO Conference & Incentive Tourism Statistics | ΚΟΤ - Στατιστικά Στοιχεία για το Συνεδριακό Τουρισμό

1. Introduction | Εισαγωγή

Thank you for choosing to contribute to the collection of statistical data for Conference & Incentive Tourism in Cyprus.

The collection procedure has two parts - the basic data and the additional data. **Information for basic data is mandatory** (in order to be useful to the statistics) and it is **marked with an asterisk ***. Additional data is optional and if completed will contribute to obtaining a deeper insight for the specific industry in Cyprus.

As you have already been informed, data collected will be processed anonymously and the results that will be extracted will refer to trends in the industry in Cyprus with regard to seasonality, city preference, nationalities preference and magnitude of the Conference and Incentive Tourism market in our country.

Analysis for the statistic result - always anonymously - will be provided **ONLY** to those who will contribute to the collection of data. The general public will be informed via the media about the overall general result of the statistical data collection.

Your feedback will help us better understand your market so we can improve the services offered to you as well as to examine whether the promotional activities for the specific market segment should be increased for the coming years.

Ευχαριστούμε που επιλέξατε να συμβάλετε στη συλλογή στατιστικών στοιχείων για τον Συνεδριακό Τουρισμό και τα Ταξίδια Κινήτρων στην Κύπρο.

Η διαδικασία συλλογής αποτελείται από δύο μέρη - τα βασικά στοιχεία και τα συμπληρωματικά στοιχεία. **Η συμπλήρωση των βασικών στοιχείων είναι υποχρεωτική** (ώστε οι πληροφορίες να είναι χρήσιμες για στατιστικό αποτέλεσμα) και **οι σχετικές ερωτήσεις είναι σημειωμένες με αστερίσκο ***. Τα συμπληρωματικά στοιχεία είναι προαιρετικά και αν συμπληρωθούν θα βοηθήσουν στο να αναλυθεί η αγορά του Συνεδριακού Τουρισμού και Ταξιδιών Κινήτρων στην Κύπρο σε μεγαλύτερο βάθος.

Όπως έχει ήδη γνωστοποιηθεί σε σας, οι πληροφορίες που θα συλλέγονται θα επεξεργάζονται ανώνυμα και τα αποτελέσματα θα αναφέρονται σε τάσεις της συγκεκριμένης βιομηχανίας στην Κύπρο με σκοπό να διαφάνεται η εποχικότητα, η προτίμηση πόλεων, οι χώρες που προτιμούν την Κύπρο και το μέγεθος της αγοράς του Συνεδριακού Τουρισμού και Ταξιδιών Κινήτρων στη χώρα μας.

Αναλυτικά αποτελέσματα - πάντα ανώνυμα - θα δίνονται **ΜΟΝΟ** σε όσους θα συμβάλουν στη συλλογή στατιστικών στοιχείων. Το ευρύ κοινό θα πληροφορηθεί για το γενικό αποτέλεσμα της συλλογής στατιστικών στοιχείων από τα μέσα μαζικής ενημέρωσης.

Με τη συμβολή σας στη συλλογή στατιστικών στοιχείων θα βοηθήσει τον ΚΟΤ να κατανοήσει καλύτερα την αγορά του Συνεδριακού Τουρισμού και Ταξιδιών Κινήτρων στην Κύπρο, να βελτιώσει τις υπηρεσίες που προσφέρει σε σας και να εξετάσει το ενδεχόμενο εντατικοποίησης των προωθητικών ενεργειών που διενεργούνται για τον τομέα αυτό τα επόμενα χρόνια.

Next | Επόμενη Σελίδα >>



CTO Conference & Incentive Tourism Statistics | ΚΟΤ - Στατιστικά Στοιχεία για το Συνεδριακό Τουρισμό

2. Basic Data | Βασικά Στοιχεία

Note: for ease of reference, where "conference" is mentioned, it covers both conferences and incentives

Σημείωση: για διευκόλυνση όλων, η αναφορά "συνέδριο" σημαίνει συνέδριο ή ταξίδι κινήτρων

* 1. Type of Conference | Είδος Συνεδρίου

- Company meeting or incentive travel (more than 20 persons) | Εταιρικό συνέδριο ή ταξίδι κινήτρων (περισσότερα από 20 άτομα)
- Association Conference, Club, Federation or other organized professional, special interest or scientific team (more than 30 persons) | Συνέδριο Συνδέσμου, Σωματείου, Ομοσπονδίας ή άλλης οργανωμένης επαγγελματικής, ειδικού ενδιαφέροντος ή επιστημονικής ομάδας (περισσότερα από 30 άτομα)
- Governmental Conference (more than 30 persons) | Κυβερνητικό συνέδριο (περισσότερα από 30 άτομα)
- Other (please specify) (more than 30 persons) | Άλλο (παρακαλώ εξηγήστε) (περισσότερα από 30 άτομα)

2. Title of conference:

Τίτλος συνεδρίου:

English

Ελληνικά

3. Name of Organization (for incentive - optional):

Όνομα Οργανισμού (για ταξίδια κινήτρων - προαιρετικό)

<< Previ | Προηγούμενη Σελίδα

Next | Επόμενη Σελίδα >>



CTO Conference & Incentive Tourism Statistics | ΚΟΤ - Στατιστικά Στοιχεία για το Συνεδριακό Τουρισμό

3. Basic Data (continued) | Βασικά Στοιχεία (συνέχεια)

* 4. Geographical coverage of the conference:

Γεωγραφική κάλυψη του συνεδρίου:

- European | Ευρωπαϊκό
- International | Διεθνές
- Other (please specify) | Άλλο (παρακαλώ διευκρινήστε)

* 5. Number of participants:

Αριθμός συμμετεχόντων:

- Cypriots | Κύπριοι
- Non-Cypriots (foreigners) | Μη Κύπριοι (ξένοι)

<< Prev | Προηγούμενη Σελίδα

Next | Επόμενη Σελίδα >>



Cyprus Tourism Organisation
Κυπριακός Οργανισμός Τουρισμού

Exit | Έξοδος>>

CTO Conference & Incentive Tourism Statistics | ΚΟΤ - Στατιστικά Στοιχεία για το Συνεδριακό Τουρισμό

4. Basic Data (continued) | Βασικά Στοιχεία (συνέχεια)

*** 6. Participants country of origin:**

Χώρα(ες) προέλευσης συμμετεχόντων:

Cyprus

Afghanistan

Albania

Algeria

Andorra

Angola

Anguilla

Antigua

Argentina

Armenia

Aruba

Ascension

Australia

Austria

Azerbaijan

Azores

Bahamas

Bahrain

Bangladesh

Barbados

Belarus

Belgium

Belize

Benin

Bermuda

- Bhutan
- Bolivia
- Bosnia-Herzegovina
- Botswana
- Brazil
- Brunei
- Bulgaria
- Burkina Faso
- Burma (Myanmar)
- Burundi
- Cambodia
- Cameroon
- Canada
- Canary Islands
- Cape Verde
- Cayman Islands

- Central Africa
- Chad
- Channel Islands
- Chile
- China
- Colombia
- Comoros
- Congo
- Corsica
- Costa Rica
- Croatia
- Cuba
- Cyprus
- Czech Republic
- Denmark
- Djibouti
- Dominican Republic

- Ecuador
- Egypt
- El Salvador
- Eritrea
- Estonia
- Ethiopia
- Faroe Islands
- Fiji
- Finland
- France
- French Guiana
- Gabon
- Gambia
- Gaza Strip
- Georgia
- Germany

- Ghana
- Gibraltar
- Greece
- Greenland
- Grenada
- Guadeloupe
- Guatemala
- Guernsey
- Guinea
- Haiti
- Honduras
- Hong Kong
- Hungary
- Iceland
- India
- Indonesia
- Iran

- Iraq
- Ireland
- Israel
- Italy
- Ivory Coast
- Jamaica
- Japan
- Jersey
- Jordan
- Kazakhstan
- Kenya
- Kiribati
- Korea, North
- Korea, South
- Kuwait
- Kyrgyzstan

- Laos
- Latvia
- Lebanon
- Lesotho
- Liberia
- Libya
- Liechtenstein
- Lithuania
- Luxembourg
- Macau
- Macedonia
- Madagascar
- Madeira Islands
- Malawi
- Malaysia
- Maldives
- Mali

- Malta
- Martinique
- Mauritania
- Mauritius
- Mexico
- Moldova
- Monaco
- Mongolia
- Montenegro
- Montserrat
- Morocco
- Mozambique
- Namibia
- Nepal
- Netherlands
- New Caledonia

- New Zealand
- Nicaragua
- Niger
- Nigeria
- Northern Ireland
- Norway
- Oman
- Pakistan
- Palestinian Territory
- Panama
- Paraguay
- Peru
- Philippines
- Poland
- Portugal
- Puerto Rico
- Qatar

- Reunion
- Romania
- Russia
- Rwanda
- San Marino (Italy)
- Sao Tome & Principe
- Saudi Arabia
- Senegal
- Serbia
- Seychelles
- Sierra Leone
- Singapore
- Slovakia
- Slovenia
- Solomon Islands
- Somalia

- South Africa
- Southern Antarctic
- Spain
- Sri Lanka
- Sudan
- Suriname
- Swaziland
- Sweden
- Switzerland
- Syria
- Tahiti
- Taiwan
- Tajikistan
- Tanzania
- Thailand
- Togo
- Tonga

Trinidad And Tobago

Tunisia

Turkey

Turkmenistan

Tuvalu

UAE

Uganda

Ukraine

United Kingdom

United States

Uruguay

Uzbekistan

Vanuatu

Vatican City

Venezuela

Vietnam

- West Bank
- Western Samoa
- Western Sahara
- Yemen
- Yugoslavia
- Zaire
- Zambia
- Zimbabwe

[<< Prev | Προηγούμενη Σελίδα](#)

[Next | Επόμενη Σελίδα >>](#)



CTO Conference & Incentive Tourism Statistics | ΚΟΤ - Στατιστικά Στοιχεία για το Συνεδριακό Τουρισμό

5. Basic Data (continued) | Βασικά Στοιχεία (συνέχεια)

* 7. Conference dates or period of stay in Cyprus (for incentives):

Ημερομηνίες συνεδρίου ή ημερομηνίες παραμονής στην Κύπρο (για ταξίδια κινήτρων):

	MM		DD		YYYY
From Από	<input type="text"/>	/	<input type="text"/>	/	<input type="text"/>
To Μέχρι	<input type="text"/>	/	<input type="text"/>	/	<input type="text"/>

* 8. City where the conference or incentive was held in Cyprus:

Πόλη όπου έγινε το συνέδριο ή το ταξίδι κινήτρων στην Κύπρο:

Famagusta | ελεύθερη Αμμόχωστος

Larnaca | Λάρνακα

Limassol | Λεμεσός

Nicosia | Λευκωσία

9. Place where the conference or incentive was held (main venue):

Χώρος όπου έγινε το συνέδριο ή το ταξίδι κινήτρων (κυρίως χώρος)

10. Estimated cost per delegate (ie. registration fee, accommodation, transportation, meals, etc.) lumpsum in Cyprus Pounds

Υπολογιζόμενο κόστος ανά σύνεδρο (π.χ. τέλος εγγραφής, διαμονής, μεταφορών, γευμάτων, κλπ.) συνοπτικά σε Λίρες Κύπρου

<< Preν | Προηγούμενη Σελίδα

Next | Επόμενη Σελίδα >>



11. Subject and short description for the conference (up to 250 words)

Θέμα και σύντομη περίληψη συνεδρίου (μέχρι 250 λέξεις)

12. Conference website

Ιστοσελίδα συνεδρίου

13. Was an exhibition organised within the conference?

Στα πλαίσια του συνεδρίου πραγματοποιήθηκε έκθεση;

YES / ΝΑΙ

NO / ΟΧΙ

14. If yes, how many square meters?

Αν ΝΑΙ, πόσα τετραγωνικά μέτρα;

15. Has the same or a conference with similar thematology been organised in Cyprus before?

Έχει οργανωθεί ξανά στην Κύπρο το ίδιο ή άλλο συνέδριο για το ίδιο θέμα;

YES / ΝΑΙ

NO / ΟΧΙ

16. Lead time for decision to hold the conference in Cyprus:

Περίοδος που αποφασίστηκε η διοργάνωση στην Κύπρο:

- 3 years before / 3 χρόνια πριν
- 2 years before / 2 χρόνια πριν
- 1 year before / 1 χρόνο πριν
- Less than a year before the conference / Λιγότερο από ένα χρόνο πριν το συνέδριο

17. Final conference budget

Τελικός προϋπολογισμός συνεδρίου

- less than CYP 20.000 / λιγότερο από ΛΚ 20.000
- CYP 20.001 to CYP 50.000
- CYP 50.001 to CYP 100.000
- CYP 100.001 to CYP 250.000
- CYP 250.001 to CYP 500.000
- CYP 500.001 to CYP 1.000.000
- over CYP 1.000.000 / περισσότερα από ΛΚ 1.000.000

18. Who were the conference sponsors? (if applicable)

Ποιοί ήταν οι χορηγοί του συνεδρίου; (αν ισχύει)



19. Was there an official air carrier?


Υπήρξε επίσημος αερομεταφορέας;

YES / ΝΑΙ

NO / ΟΧΙ

20. If YES, please indicate which was the airline:

Αν ΝΑΙ, παρακαλώ διευκρινήστε ποιά ήταν η αερογραμμή:



21. Method with which registrations / reservations were possible for the conference:

Μέθοδος με την οποία μπορούσαν να γίνουν εγγραφές / κρατήσεις στο συνέδριο:

- Online / Ηλεκτρονικά, στο ίντερνετ
- Electronically, via email / Ηλεκτρονικά, μέσω ηλεκτρονικού ταχυδρομείου
- By Fax / Με φαξ
- By post / Με ταχυδρομείο
- Onsite / Επί Τόπου

22. Place of stay for delegates:

Τόπος διαμονής συνέδρων:

- 5* Hotel / Ξενοδοχεία 5*

4* Hotel / Ξενοδοχεία 4*

3* Hotel / Ξενοδοχεία 3*

Other (please specify) / Άλλος (παρακαλώ διευκρινήστε)

23. Conference Official Language(s):

Επίσημη γλώσσα(ες) συνεδρίου:

24. Were interpreters used at the conference?

Χρησιμοποιήθηκαν μεταφραστές στο συνέδριο;

YES / ΝΑΙ

NO / ΟΧΙ

25. If YES, please indicate for which languages:

Αν ΝΑΙ, παρακαλώ διευκρινήστε για ποιές γλώσσες:



26. Have any other satellite or parallel events been organised outside the conference venue?

Έχουν πραγματοποιηθεί εστιάσεις ή παράλληλες εκδηλώσεις εκτός του χώρου διεξαγωγής του συνεδρίου;

YES / ΝΑΙ

NO / ΟΧΙ

27. If YES, please indicate for which purpose:

Αν ΝΑΙ, παρακαλώ διευκρινήστε για ποιό λόγο:

To facilitate networking / Για σκοπούς συναντήσεων

For gastronomy purposes / Για σκοπούς γαστρονομίας

For recreation / Για σκοπούς διασκέδασης

Other (please specify) / Άλλος (παρακαλώ διευκρινήστε)

28. Venues or places used outside the conference venue:

Χώροι εστίασης που χρησιμοποιήθηκαν εκτός του συνεδριακού χώρου:

Restaurants / Εστιατόρια

Archaeological Sites / Αρχαιολογικοί Χώροι

Other sites (please specify) / Άλλοι χώροι (παρακαλώ διευκρινήστε)

29. Number of accompanying persons:

Αριθμός συνοδών ατόμων:

Less than 10 persons / λιγότερα από 10 άτομα

11 to 50 persons / 11 μέχρι 50 άτομα

51 to 100 persons / 51 μέχρι 100 άτομα

101 to 250 persons / 101 μέχρι 250 άτομα

251 to 500 persons / 251 μέχρι 500 άτομα

over 501 persons / περισσότερα από 501 άτομα

30. Was there an organised excursion itinerary within the conference programme?

Υπήρχε(αν) οργανωμένη(ες) εκδρομή(ές) στα πλαίσια του προγράμματος του συνεδρίου;

YES / ΝΑΙ

NO / ΟΧΙ

31. If YES, please indicate when:

Αν ΝΑΙ, παρακαλώ διευκρινήστε πότε:

Before the conference / Πριν το συνέδριο

During the conference / Κατά τη διάρκεια του συνεδρίου

After the conference / Μετά το συνέδριο

YES
/
ΝΑΙ




NO /
ΟΧΙ



32. What were the preferred destinations for excursions? (up to 250 words)

Ποιοί προορισμοί προτιμήθηκαν για τις εκδρομές; (μέχρι 250 λέξεις)

An empty rectangular text input box with a light beige background and a thin grey border. On the right side, there is a vertical scrollbar with a small upward-pointing arrow at the top and a downward-pointing arrow at the bottom.

33. Comments:

Σχόλια / Παρατηρήσεις:

An empty rectangular text input box with a light beige background and a thin grey border. On the right side, there is a vertical scrollbar with a small upward-pointing arrow at the top and a downward-pointing arrow at the bottom.

<< Prev | Προηγούμενη Σελίδα

Done | Τέλος >>



CTO Statistics 2006

Conferences & Incentives Tourism

THANK you for your input. Your continuous support is invaluable. If you wish to communicate with us please send an email to cto@scs.com.cy or call 7777 7271 Mon-Fri 09:00 to 17:00hrs.

Visit the Cyprus Tourism Organisation business website by clicking [here](#)

Visit the Cyprus Tourism Organisation public information website by clicking [here](#)



© SCS Limited 2006